



GREAT HEARTS WESTERN HILLS

A Great Hearts Academy

8702 Ingram Road | San Antonio, Tx 78251 | Office: (210) 888-9488 | Fax: (210) 888-9484 | www.greatheartswesternhills.org

Parent Packet: Kindergarten

Letter to Students/Families

Hello Kinder Families,

We want to extend our thanks for all of the tremendous work on last week's packet and for the care and discipline that was displayed. In addition, we continue to enjoy seeing our scholars via ZOOM sessions, and we look forward to an array of surfacing possibilities in terms of connecting virtually. Please continue to read through our Kindergarten newsletter that is sent out each Friday. There are PDFs of books attached to our newsletter that you can either read on a preferred electronic device or print out at home. As always, please do not hesitate to reach out to your scholar's teacher should you have any questions!

Sincerely,

The GHWH Kinder Team



GREAT HEARTS WESTERN HILLS

A Great Hearts Academy

8702 Ingram Road | San Antonio, Tx 78251 | Office: (210) 888-9488 | Fax: (210) 888-9484 | www.greatheartswesternhills.org

Parent Packet: Kindergarten

Table of Contents

Greeting to Families	Page 1
Table of Contents	Page 2
Parent Packet	Pages 3-13
Student Packet	Pages 15 - 50
Thursday Assessment Packet - Friday: Holiday, No School	Pages 51-62
Student Affidavit - Return to Teacher	Page 53
Student Assessments - Return to Teacher	Pages 54-59



GREAT HEARTS WESTERN HILLS

A Great Hearts Academy

8702 Ingram Road | San Antonio, Tx 78251 | Office: (210) 888-9488 | Fax: (210) 888-9484 | www.greatheartswesternhills.org

Parent Packet: Kindergarten

Monday

4/6/20

Spalding	<ul style="list-style-type: none"> ● <u>Parent Assisted:</u> Review Focus Phonograms: ci (cue: short), igh, ng, wh, ar, ch, ti (cue: tall), or, ie, wor ● <u>Parent Assisted:</u> Spelling Words 1x on Spalding paper and phonogram handwriting practice(10min): complete homework (see chart) and use Mrs. Clouse's video: https://www.youtube.com/playlist?list=PL8UyUmxS7VL3QrKygZyMVmfELf wxl0adJ ● <u>Independent Work:</u> Spalding Worksheet (2-5min) p. 46 ● <u>Independent Work:</u> Reader (5min) 2.1 Mac is Safe ● <u>Parent Assisted:</u> Book Bag (as time allows)
Literature	<ul style="list-style-type: none"> ● Intro Poem: April Rain Song ● Parent will read the poem 2x.- PA ● Scholar will find words that rhyme within the poem - PA ● Parent reads "Casey Jones: Ask scholar if they have heard of Casey Jones? If so, scholar will tell parent what they know. If not, describe Casey Jones as a Train Conductor/Engineer -PA ● Ask Scholar What do they think of Casey Jones – PA ● Parent will ask and answer questions about the tall tale of Casey Jones -PA ● Scholar will complete Casey Jones Character Analysis WS - PA
Poetry	<ul style="list-style-type: none"> ● Practice Poem: "April Rain Song": PA
Writing	<ul style="list-style-type: none"> ● Write a one sentence about this question: "How does Casey Jones show perseverance?"
Math	<ol style="list-style-type: none"> 1.) Utilize counters sheet from last week or any items you have at home. (ex: buttons, beans, crayons, etc.) 2.) Parent and scholar will work on pg. 94-95 in textbook together. Notations below will indicate Parent Assistance (PA) or Independent (I). 3.) For pg. 94 (PA) use your manipulatives if you do not have "toy soldiers" to introduce the topic as instructed at bottom of page. 4.) PA required for all of pg. 95. Refer to bottom of page for further instructions. 5.) For additional practice, scholars will work on worksheet pg. 101 from another



GREAT HEARTS WESTERN HILLS

A Great Hearts Academy

8702 Ingram Road | San Antonio, Tx 78251 | Office: (210) 888-9488 | Fax: (210) 888-9484 | www.greatheartswesternhills.org

Parent Packet: Kindergarten

	<p>Singapore Math book. Scholar to work on #1 & 2 and PA is required for #3.</p> <p>6.) The answer key to each page are as follows:</p> <ul style="list-style-type: none">- Parent Assistance (PA) -Pg. 94 (Depends on number of items you showed them.)- (PA) - Pg. 95 <p>(#1 row: 1 Tens / 0 Ones = 10)</p> <p>(#2 row: 2 Tens / 3 Ones = 23)</p> <p>(#3 row: 2 Tens / 1 Ones = 21)</p> <ul style="list-style-type: none">- Independent (I) and PA – Pg. 101 (extra singapore worksheet) <p>(#1 row: There are 2 groups of ten)</p> <p>(#2 row: There are 3 groups of ten)</p> <p>(#3 row: There are 4 groups of ten)</p>
History	N/A
Science	<ul style="list-style-type: none">● PA: Parent reads the ScienceSaurus Magnet Pages to Scholar.● PA: Scholar and Parent complete the magnetic scavenger hunt!● I: Scholar draws an image of the magnets they found at home.● I: Scholars writes a sentence answering this question, "What magnets did you find at home?"

I=Independent or PA=Parent Assisted



GREAT HEARTS WESTERN HILLS

A Great Hearts Academy

8702 Ingram Road | San Antonio, Tx 78251 | Office: (210) 888-9488 | Fax: (210) 888-9484 | www.greatheartswesternhills.org

Parent Packet: Kindergarten

Tuesday Daily Overview

4/7/20

Spalding	<ul style="list-style-type: none"> ● <u>Parent Assisted:</u> Review Focus Phonograms: ed, oy, ey, ur (cue: nurse), ir (cue: first), ui (cue: not used), wr (cue: 2 letters), ea, sh, ● Parent Assisted: Spelling Words 1x and phonogram handwriting practice(10min): complete homework (see chart) and use Mrs. Clouse’s video: https://www.youtube.com/playlist?list=PL8UyUmxS7VL3QrKygZyMVmfELfwxl0adJ ● <u>Independent Work:</u> Spalding Worksheet (2-5min) p. 47 ● <u>Independent Work:</u> Reader (5min) 2.1 Mac is Safe ● <u>Parent Assisted:</u> Book Bag (as time allows)
Literature	<ul style="list-style-type: none"> ● Poem: Practice April Rain Song (at least 2x) -PA ● Parent will read the Tall tale of Casey Jones – PA ● Scholar will retell story using the literary “First, Next, Then, and Finally” to retell story ● Scholar will tell parents who the character(s) are, where is the setting, and problem and solution -PA ● Scholar will complete copy work for Casey Jones WS. Parent will assist scholar in reading the quote -. PA ● Scholar will us their best Spalding handwriting, with spacing and letter sizing. -I ● Scholar will color the train and background using smooth, even strokes, and realistic colors-I
Poetry	<ul style="list-style-type: none"> ● Practice “April Rain Song”: PA
Writing	<ul style="list-style-type: none"> ● Casey Jones copy work
Math	<p>1.) Parent can start math lesson by organizing a race with beads and string if you have them. If not use your manipulatives to explain counting by tens and ones.</p> <p>2.) Parent and scholar will work on pg. 96 and 97 in textbook together. PA will assist with all of page 96 and scholar will work pg. 97 independently.</p> <p>3.) The answer key to each page are as follows:</p> <ul style="list-style-type: none"> - Parent Assistance (PA) -Pg. 96 – <p style="text-align: center;">(Row 1: 2 Tens/1 Ones = 21)</p>



GREAT HEARTS WESTERN HILLS

A Great Hearts Academy

8702 Ingram Road | San Antonio, Tx 78251 | Office: (210) 888-9488 | Fax: (210) 888-9484 | www.greatheartswesternhills.org

Parent Packet: Kindergarten

	<p>(Row 2: 2 Tens/3 Ones = 23)</p> <p>(Row 3: 2 Tens/0 Ones = 20)</p> <p>(Row 4: 2 Tens/4 Ones = 24)</p> <p>(Row 5: 2 Tens/2 Ones = 22)</p> <p>- Independent (I) -Pg. 97</p> <p>(Row 1: 2 Tens/5 Ones = 25)</p> <p>(Row 2: 2 Tens/6 Ones = 26)</p> <p>(Row 3: 2 Tens/7 Ones = 27)</p> <p>(Row 4: 1 Tens/7 Ones = 17)</p>
History	N/A
Science	<ul style="list-style-type: none"> ● PA: Parent reads “Power of Magnets” to scholar. ● PA: Parent reads the discussion card questions to scholars. ● I: Scholars write an answer to this question, “What would the world be like without magnets?” ● OPTIONAL: Make a Magnet: <ul style="list-style-type: none"> ○ Start with a sewing needle. Make sure it can stick to the magnet. Place it on a table. ○ Hold it there with your finger on the needle eye. ○ Rub one end of the magnet along the needle, moving the magnet from the eye of the needle to the point, not back and forth. Do this 30 times. ○ Touch the needle tip to a tack, paper clip, or pin. ○ If the object sticks to the needle, you have a magnet!

I=Independent or PA=Parent Assisted



GREAT HEARTS WESTERN HILLS

A Great Hearts Academy

8702 Ingram Road | San Antonio, Tx 78251 | Office: (210) 888-9488 | Fax: (210) 888-9484 | www.greatheartswesternhills.org

Parent Packet: Kindergarten

Wednesday Daily Overview

4/8/20

Spalding	<ul style="list-style-type: none"> ● <u>Parent Assisted:</u> Review Focus Phonograms: ck (cue: two letters), ou, ph (cue: 2 letters), ough, oo, dge (cue: three letters), th, er (cue: her), eigh (cue: 4 letters), si ● Parent Assisted: Spelling Words 1x and phonogram handwriting practice(10min): complete homework (see chart) and use Mrs. Clouse's video: https://www.youtube.com/playlist?list=PL8UyUmxS7VL3QrKygzYmVmfELfwxI0adJ ● <u>Independent Work:</u> Spalding Worksheet (2-5min) p. 48 ● <u>Parent Assisted (due to final silent "e" words):</u> Reader (5min) 2.1, Mac is Safe ● <u>Parent Assisted:</u> Book Bag (as time allows)
Literature	<ul style="list-style-type: none"> ● Review Casey Jones – PA ● Read the tall tale of "Paul Bunyan" (PDF provided - PA) ● Scholar will make predictions about Paul Bunyan based on the picture from booklet (Vocabulary on page 16) - PA ● Scholars will answer and ask questions for clarification and Parent will check for understanding. – PA ● Scholar will complete copy work for the first stanzas of poem "April Rain Song" – I ● Scholar will draw a picture o a "Rainy Day Scene" to go with their copy work - I ● Practice Poem April Rain Song - PA
Poetry	<ul style="list-style-type: none"> ● Practice "April Rain Song": PA/I
Writing	N/A
Math	<ol style="list-style-type: none"> 1.) Parent and scholar will work on pg. 98-99 in textbook together. PA will assist with pg. 98 and scholar to work pg. 99 independently. 2.) On pg. 98, guide scholar to realize it is easier to count items or "leaves" if they are put into groups (in this case groups of 10.) Anything "extra" that is not in a group of ten are ones. 3.) Independent scholar work on pg. 99. 4.) This unit also includes 1 (I) study worksheet - pg. 102 - from another Singapore



GREAT HEARTS WESTERN HILLS

A Great Hearts Academy

8702 Ingram Road | San Antonio, Tx 78251 | Office: (210) 888-9488 | Fax: (210) 888-9484 | www.greatheartswesternhills.org

Parent Packet: Kindergarten

	<p>Math book. (I) work on rows 1-3 and (PA) will assist with row 4.</p> <p>5.) The answer key to each page are as follows:</p> <ul style="list-style-type: none"> - Parent Assistance (PA) - Pg. 98 <ul style="list-style-type: none"> (Row 1: 2 Tens/8 Ones = 28) (Row 2: 2 Tens/7 Ones = 27) (Row 3: 2 Tens/9 Ones = 29) (Row 4: 3 Tens/0 Ones = 30) - PA and Independent (I) - Pg. 99 <ul style="list-style-type: none"> (Row 1: 1 Tens/2 Ones = 12) (Row 2: 2 Tens/5 Ones = 25) (Row 3: 3 Tens/1 Ones = 31) - Independent (I) and PA – Pg. 102 <ul style="list-style-type: none"> (I) - Row 1: 10) (I)- Row 2: 20) (I) - Row 3: 30) (PA) - Row 4: 40)
History	N/A
Science	<ul style="list-style-type: none"> ● PA: Parent reads Magnetism to scholar. ● I: Scholar writes an answer to this question, “Why might a magnet be good to have on a hiking trip?” ● OPTIONAL: Make a compass: <ul style="list-style-type: none"> ○ Make sure your needle magnet still works. ○ Get two small pieces of foam, plastic, or cork. ○ Carefully stick a piece on each end of your needle magnet. ○ Float the magnetized needle in a bowl of water. The needle will swing around so one end points north, the other end south.

I=Independent or PA=Parent Assisted



GREAT HEARTS WESTERN HILLS

A Great Hearts Academy

8702 Ingram Road | San Antonio, Tx 78251 | Office: (210) 888-9488 | Fax: (210) 888-9484 | www.greatheartswesternhills.org

Parent Packet: Kindergarten

Thursday Daily Overview

Assessment Day - No math assessment this week.

4/9/20

Spalding	<ul style="list-style-type: none">Spelling Test (10min): fur, green, oil, paint, pool, tooth, teeth, worm day, eat
Literature	<ul style="list-style-type: none">Parent will the McCall-Harby #29 Comprehension Test - PAParent will read the questions about the story -PAScholar will write a "Yes" or "No" response in their best Spalding Handwriting on the page numbered 1-10 – IScholar will complete the Tall Tale Characteristic Chart for "Johnny Appleseed", "Casey Jones", and "Paul Bunyan" using their best Spalding Handwriting - PAPoem: April Rain Song Presentation and complete Rubric
Poetry	<ul style="list-style-type: none">Recite "April Rain Song": PA/I
Writing	N/A
Math	<p>1.) Parent and scholar will work on pg. 100-101 in textbook together. PA on pg. 101 and PA/I will work pg. 101.</p> <p>2.) To introduce lesson on pg. 100, parent can show scholar the provided ten frame /counter sheet to assist. You may need to print or make copy of several to show different sets. If unable to, you can draw these on paper or cut up an egg carton with 10 spaces to use as a ten frame. Follow instructions at bottom of page.</p> <p>3.) Continue to follow the instructions on pg. 101 to assist.</p> <p>4.) This unit also includes one worksheet (pg. 103 - from another Singapore Math book.) Parent read directions to scholar if needed. Scholar to work on this page independently.</p> <p>5.) The answer key to each page are as follows:</p> <p>Parent Assistance (PA) -Pg. 100 (ex: Provide scholar with 10 frames and counters. Then have them fill up the frames with counters with 10 counters before moving to the next frame.)</p> <ul style="list-style-type: none">PA and Independent (I) -Pg. 101 <p>(Row 1: 2 Tens/2 Ones = 22)</p>



GREAT HEARTS WESTERN HILLS

A Great Hearts Academy

8702 Ingram Road | San Antonio, Tx 78251 | Office: (210) 888-9488 | Fax: (210) 888-9484 | www.greatheartswesternhills.org

Parent Packet: Kindergarten

	<p>(Row 2: 2 Tens/5 Ones = 25)</p> <p>(Row 3: 2 Tens/7 Ones = 27)</p> <p>(Row 4: 2 Tens/9 Ones = 29)</p> <p>- Independent (I) – Pg. 103 * ASSESSMENT PAGE*</p>
History	N/A
Science	<ul style="list-style-type: none"> ● I: Scholar completes today’s assessment page: Is It Magnetic? ● OPTIONAL - PA: Parent and scholar do the Magnet Fishing activity <ul style="list-style-type: none"> ○ Place different things in a box (a twig, tacks, a needle, paper clips, rubber bands, etc.) ○ Find a magnet (they come in different shapes and sizes - refrigerator magnets work, too!) ○ Tie one end of a string around your magnet. Tie the other end to a stick or pencil. This is your fishing pole. ○ Go fishing in the box. Put the things you “catch” in a pile. The others will stay in the box. ○ Anything you lifted out of the box is magnetic!

I=Independent or PA=Parent Assisted



GREAT HEARTS WESTERN HILLS

A Great Hearts Academy

8702 Ingram Road | San Antonio, Tx 78251 | Office: (210) 888-9488 | Fax: (210) 888-9484 | www.greatheartswesternhills.org

Parent Packet: Kindergarten

Parent Page: Spalding

New Spelling Words

Please focus on the individual sounds in each word when helping your scholar. Reach out to your teacher for additional help.

<u>Word</u>	<u>Sentence</u>	<u>Instructions</u>
fur	The cat's fur is very soft.	Students make the sounds for "fur" as they write the word. Underline the "ur" it's a two letter phonogram.
green	The grass in the pasture is green.	Students make the sounds for "green" as they write the word. Underline the "ee" it's a two letter phonogram.
oil	Oil is a liquid state of matter.	Students make the sounds for "oil" as they write the word. Underline the "oi" it's a two letter phonogram.
paint	Let's paint the fence blue.	Students make the sounds for "paint" as they write the word. Underline the "ai" it's a two letter phonogram.
pool	When the weather is warm, we can swim in the pool.	Students make the sounds for "pool" as they write the word. Underline the "oo" it's a two letter phonogram.
tooth	I wonder who will lose a tooth.	Students make the sounds for "tooth" as they write the word. Underline the "oo" it's a two letter phonogram. Underline the "th" it's a two letter phonogram.



GREAT HEARTS WESTERN HILLS

A Great Hearts Academy

8702 Ingram Road | San Antonio, Tx 78251 | Office: (210) 888-9488 | Fax: (210) 888-9484 | www.greatheartswesternhills.org

Parent Packet: Kindergarten

teeth	Who has lost the most teeth?	Student makes the sounds for “teeth” as they write the word. Underline the “ee” it’s a two letter phonogram. Underline the “th” it’s a two letter phonogram. Bracket “tooth” and “teeth”. We use tooth for one. We use the word “teeth” for more than one tooth.
worm	The worm was long and slimy.	Student makes the sounds for “worm” as they write the word. Underline the “or” it’s a two letter phonogram. Rule 8: the phonogram “or” may say “er” when it follows /w/.
day	It is a beautiful day.	Student makes the sounds for “day” as they write the word. Underline the “ay” it’s a two letter phonogram. Rule 18, We often use “ay” at the end of a base word.
eat	Let’s eat cake and ice cream.	Student makes the sounds for “eat” as they write the word. Underline the “ea” it’s a two letter phonogram.

Thursday’s Test

Spelling Test: Test the student on this week’s Spalding spelling words. State the word, provide the sentence and have the student say and write the sounds in the word. No rules or markings are needed with the spelling tests 😊.



GREAT HEARTS WESTERN HILLS

A Great Hearts Academy

8702 Ingram Road | San Antonio, Tx 78251 | Office: (210) 888-9488 | Fax: (210) 888-9484 | www.greatheartswesternhills.org

Parent Packet: Kindergarten

Parent Page: Math

I=Independent or PA=Parent Assisted

Helpful Links for Math:

A. Frog Counters Attachment

B. Ten Frame with Counters Attachment

C. Websites to Access Math Manipulatives:

http://lrt.ednet.ns.ca/PD/BLM/table_of_contents.htm

<https://www.cfclassroom.com/2012/03/free-printable-math-manipulatives.html>

D. Masks are attached.

E. Brain Breaks! If needed, have your child stand up and away from their seat. Ask them to pretend to be an animal! (ex: lion, a rabbit, a cat, etc.) If they need another min or so, have them play "Mirror Mirror" with you. You both will take turns copying each other and then switch! (ex: if you dance, they will copy your dance or if you do a jumping jack, they should do one too!)

GREAT HEARTS WESTERN HILLS

A Great Hearts Academy

8702 Ingram Road | San Antonio, Tx 78251 | Office: (210) 888-9488 | Fax: (210) 888-9484 |
www.greatheartswesternhills.org

Student Packet: Kindergarten

Student Packet

Monday Daily Agenda

4/6/20

Spalding	<input type="checkbox"/> I read for at least 10 minutes today. <input type="checkbox"/> I completed today's Spalding work: Homework and worksheet.
Literature	<input type="checkbox"/> I listened to a parent read Casey Jones. <input type="checkbox"/> I completed today's literature work.
Poetry	<input type="checkbox"/> I practiced "April Rain Song."
Writing	<input type="checkbox"/> I completed writing a response to the literature prompt.
Math	<input type="checkbox"/> I completed today's math work: pg. 94-95 and additional pg. 101 attached worksheet.
History	<input type="checkbox"/> N/A
Science	<input type="checkbox"/> I completed today's science work: Magnet Exploration
Specials	<input type="checkbox"/> I completed today's special work. <input type="checkbox"/> Latin <input type="checkbox"/> PE <input type="checkbox"/> Art <input type="checkbox"/> Music



Great Hearts Western Hills
Spalding Homework: K

Grade: K Day of Week: Mon (Mon/Tue/Wed/Thu)

Dear Parents,
Please dictate the following phonograms to your child. When you complete all the phonograms, your child will need to fold their blank sheet of Spalding paper so the phonograms do not show. Repeat this entire process one more time so each phonogram has been practiced a total of 2 times, but the phonograms have never been copied. Thank you!

fur
green
oil
paint
pool
p
r
s
t

Further Instructions:
Child should write his/her name, grade, and the date. The intention of Spalding homework is to practice applying phonogram knowledge and rules to spelling, as well as practice proper letter formation. Please instruct your child to use his/her best handwriting and to rewrite any phonograms that were not written with care.



in The
tub cub
the is



hut nut
on The
the is



is sub
The in
tub the

Educators Publishing Service • DO NOT DUPLICATE

Answer Key

Mon.



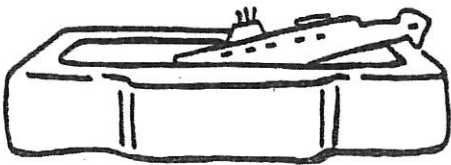
~~in~~ The
~~tub~~ cub
~~the~~ is

The cub is in the tub.



~~hut~~ nut
~~on~~ The
~~the~~ is

The nut is on the hut.








~~is~~ ~~sub~~
The in
tub the

The sub is in the tub.

Educators Publishing Service • DO NOT DUPLICATE

Name: _____ Date: _____

Casey Jones: Character Analysis



Mon.


April Rain Song
by
Langston Hughes

Let the rain kiss you.
Let the rain beat upon your head with silver liquid drops.
Let the rain sing you a lullaby.
The rain makes still pools on the sidewalk.
The rain makes running pools in the gutter.
The rain plays a little sleep-song on our roof at night-
And I love the rain!



Name: _____

Date: _____

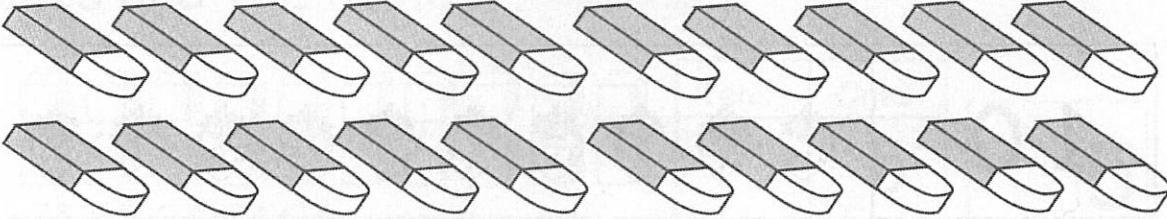


Unit 27

Numbers to 40


Fill in the blanks.

(I)



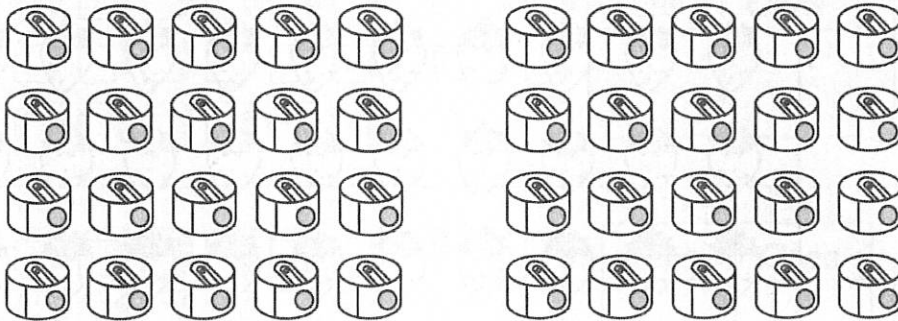
There are _____ groups of tens.

(I)



There are _____ groups of tens.

(PA)



There are _____ groups of tens.

17.1 CW

Concept: Count groups of tens.

Introduction: Give the child 40 counters and ask him/her to make groups of ten. Then ask the child how many groups of 10 he/she has.

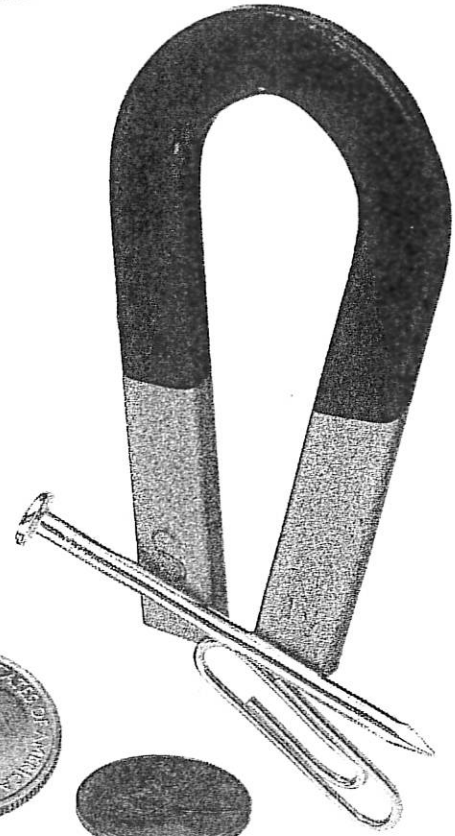

Sci-mon-reading

Magnetism


A **magnet** is an object that pulls on objects made of iron or steel. That pull between the magnet and the object is called **magnetism**.





A magnet does not attract all metals.



Magnets can be found in nature or made by people.




↑ Lodestone is a magnet found in the ground.




↑ People make magnets that may be different shapes.

Magnets can pull on objects even if they are not touching. If a magnet is close enough, its pull can pass through air, water, and some solids.

People use magnets in many ways. Magnets hold cabinet doors closed. They are used in computers, telephones, televisions, electric motors, and many other things.




← These magnets can hold papers or spell words.



→ This huge magnet is used to sort large metal scraps.



← A magnet holds the can's lid in place.




→ This toy uses a magnet to move tiny bits of iron.

Go on a Magnetic Technology Scavenger Hunt!

Magnetism makes all sorts of useful things work. How many of these magnet-using technologies do you use? How many can you find?


Directions: Look for these magnet-using technologies in real life or pictures. As you find them, check them off the list.

- Freezer (Magnets under the plastic seal keep your freezer door closed tight.)
- Refrigerator magnets keep notes and pictures handy.
- Hair dryer
- Electric drill
- Vacuum cleaner
- Cell phone
- Any toy with a motor (train, helicopter, walking doll)
- Headphones
- Computer
- Microphone
- School bus
- ATM machine
- X-ray machine to look at people's bones and other body parts so they stay healthy



Name: _____

Date: _____



mon - sci - magnet hunt

PE lesson plan for the week of April 6th

K-2

_____ Do 30 jumping jacks

_____ Run in place for 45 seconds

_____ Challenge your siblings to a scavenger hunt. You need to find these items as fast as you can!

- A small stuffed animal
- Something with wheels
- Something green
- A pair of glasses
- A sock
- A crayon

Good Job! Now put everything back as fast as you can!

_____ Do a plank for as long as you can

_____ Wall sit 30 seconds

_____ 15 Cobras

Kinder Art

Hello friends! This week you are going to be making some drawings on your own. I have some prompts, or ideas, for you to draw below.

Using only one page of your sketchbook - find these things and draw them:

1. A cup
2. A stuffed animal toy
3. A book
4. Something shaped like a circle

When finished drawing you may color in your pictures using crayons, colored pencils, or markers.

Extra Challenge

If you would like an extra challenge today open your sketchbook to a new page and draw one or more of the prompts below:


1. Go to a window in your house and draw what you can see outside. Take your time. Look at the sky, any plants you can see, or buildings. Draw every detail and color when finished.
2. Pick your three favorite toys, put them next to each other, and draw them!
3. Color in the birds below using only warm or cool colors. One of the birds can be warm and the other cool. You can cut them out and glue them into the sketchbook when finished!

Cool

Blue
Purple
Green

Warm


Red
Orange
Yellow




Latina Canta: Around the House

Instructions: In this lesson, we will learn the names of some things you might find in your house.

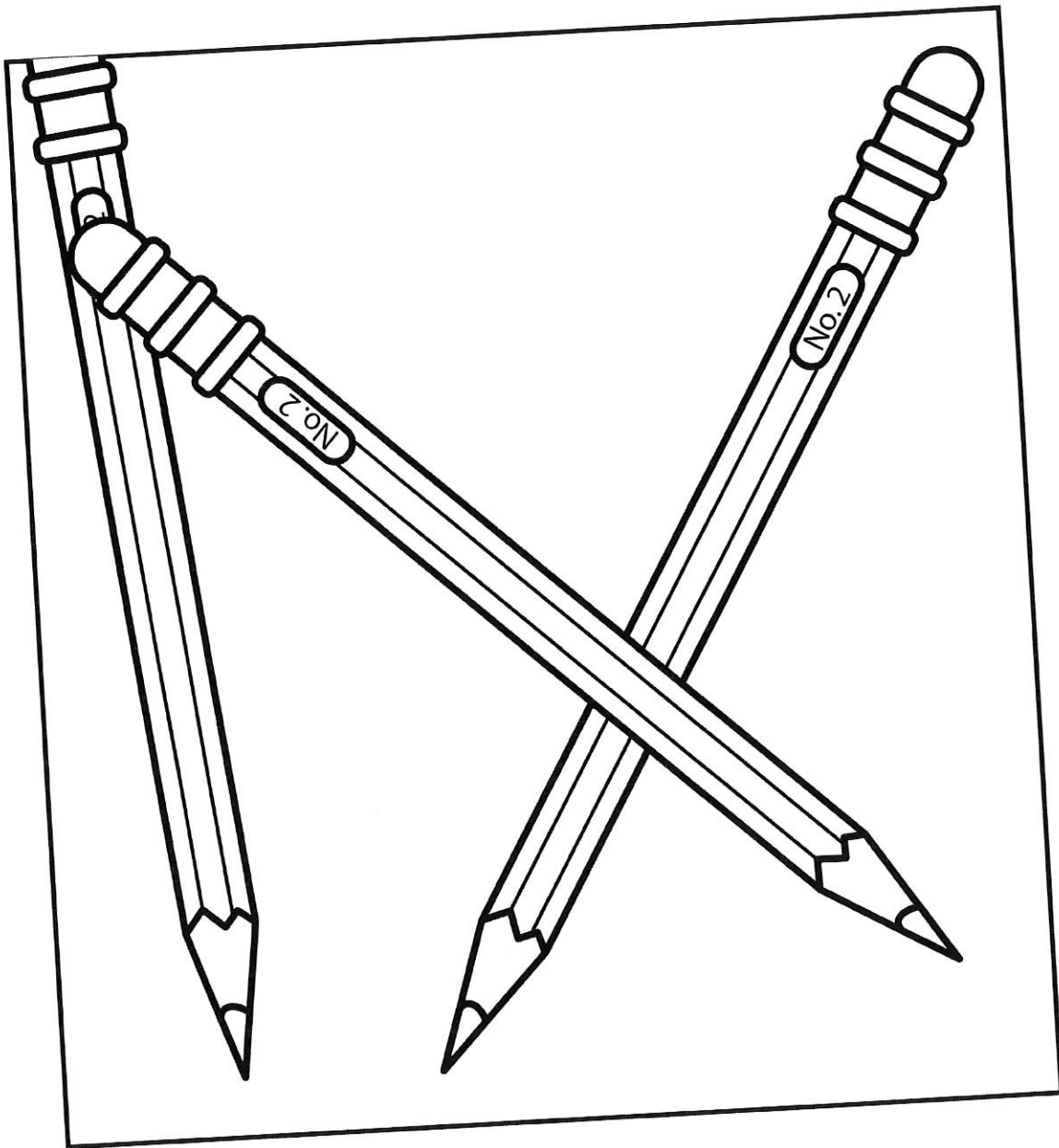
- 1. Say the Latin name for each picture aloud.*
- 2. Color the picture.*
- 3. Try and find all of these things in your own house!*




mensa



sella



stylus



liber

Our lesson uses the song "Star Light"

Under each star write "High" if it's above the line, and "Low" if it's below the line.

Star Light, Star Bright



Now under each star write a tah. A tah has one sound.

I = (Tah)

Star Light, Star Bright

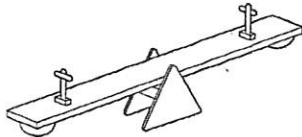



Next, write a tah if there is one see saw, or a tah-dee if there are two see saws.

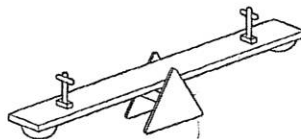
I = tah

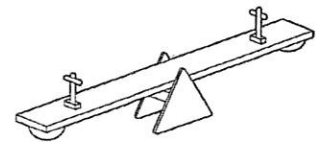
□ = tah-dee

See Saw









69

Sing the Songs!

Star Light, Star Bright
First Star I See Tonight
Wish I May, Wish I Might
Have the Wish I Wish Tonight

See Saw
Up and Down
In the Air and
On the Ground

Other Fun Ideas:

Create your own song or rhyme. Make up a story to go along with it! Create your own music game.
Listen to a song played by an orchestra and conduct to it.



GREAT HEARTS WESTERN HILLS

A Great Hearts Academy

8702 Ingram Road | San Antonio, Tx 78251 | Office: (210) 888-9488 | Fax: (210) 888-9484 |
www.greatheartswesternhills.org

Student Packet: Kindergarten

Tuesday Daily Agenda

4/7/20

Spalding	<input type="checkbox"/> I read for at least 10 minutes today. <input type="checkbox"/> I completed today's Spalding work: Homework and worksheet.
Literature	<input type="checkbox"/> I listened to a parent read Casey Jones. .
Poetry	<input type="checkbox"/> I completed my poem copy work.
Writing	<input type="checkbox"/> I completed my story copy work.
Math	<input type="checkbox"/> I completed today's math work: pg 96-97.
History	<input type="checkbox"/> N/A
Science	<input type="checkbox"/> I completed today's science work: Magnet Exploration
Specials	<input type="checkbox"/> I completed today's special work. <input type="checkbox"/> Latin <input type="checkbox"/> PE <input type="checkbox"/> Art <input type="checkbox"/> Music



Great Hearts Western Hills

Spalding Homework: K

Grade: K Day of Week: Tue (Mon/Tue/Wed/Thu)

Dear Parents,


Please dictate the following phonograms to your child. When you complete all the phonograms, your child will need to fold their blank sheet of Spalding paper so the phonograms do not show. Repeat this entire process one more time so each phonogram has been practiced a total of 2 times, but the phonograms have never been copied. Thank you!

tooth	
teeth	
worm	r. 8
day	r. 18
eat	
u	
v	
w	
x	


Further Instructions:

Child should write his/her name, grade, and the date. The intention of Spalding homework is to practice applying phonogram knowledge and rules to spelling, as well as practice proper letter formation. Please instruct your child to use his/her best handwriting and to rewrite any phonograms that were not written with care.

Name: _____ # _____ Date: Tue.



mug



rug

jug



tug

bug



cup

pup

Educators Publishing Service • DO NOT DUPLICATE

Name:

Answer #:


Key

Date:

Tue.

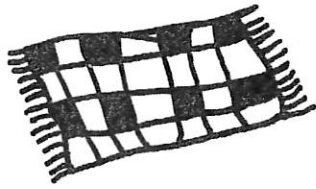


jug



bug

~~mug~~



rug



~~rug~~

~~jug~~

mug

~~tug~~




tug

~~bug~~



cup




pup

~~cup~~

pup

Educators Publishing Service • DO NOT DUPLICATE



And out here in the backwoods
children still want to hear
the story of the railroad's
greatest engineer,
the man who gave his life
but who saved his train.
John Luther "Casey" Jones
was his name.

Tue - Lit

The Power of Magnets

Level L

What is a fun way
to use magnets?

 Reading a-z

Create

The Power of Magnets

Level L

What would the world
be like without magnets?

 Reading a-z

Analyze

The Power of Magnets

Level L


How can you sort
the ways in which
magnets are used?

 Reading a-z

Classify Information

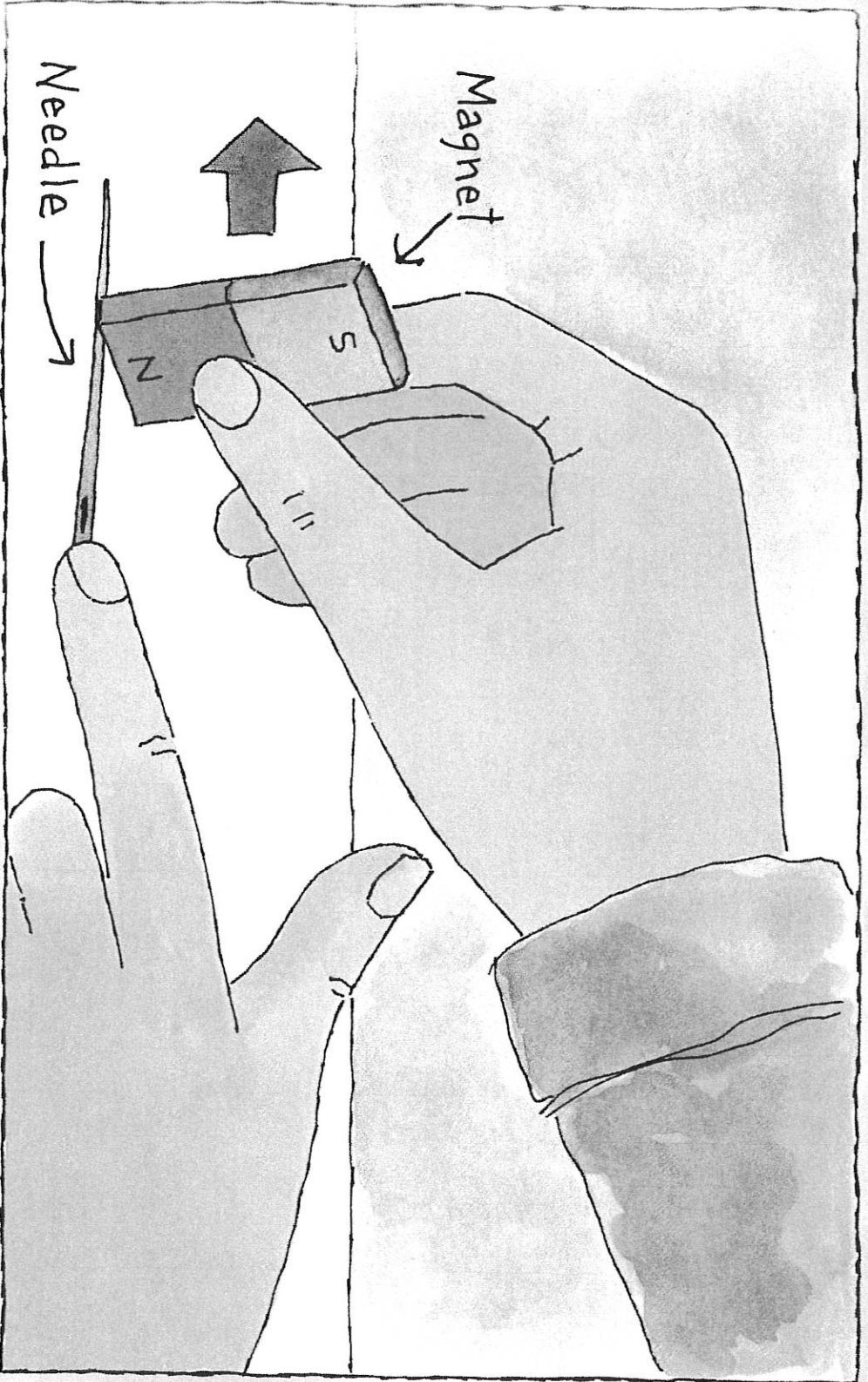
Name: _____

Date: _____




Tue- Sci- magnets

How to Make a Magnet



Rub one end of the magnet along the needle, moving the magnet from the eye of the needle to the point, not back and forth. Do this about thirty times.

Touch the needle tip to a tack, paper clip, or pin. If the object sticks to the needle, you have a new magnet. The **magnetized** needle might even be strong enough to pick up a few objects.



If your needle doesn't work as a magnet, try rubbing it a few more times. Remember to rub in only one direction.

The stronger a magnet is, the more it can pick up at once. Which do you think is stronger—your fishing magnet or the needle magnet? Try testing them to find out.



GREAT HEARTS WESTERN HILLS

A Great Hearts Academy

8702 Ingram Road | San Antonio, Tx 78251 | Office: (210) 888-9488 | Fax: (210) 888-9484 |
www.greatheartswesternhills.org

Student Packet: Kindergarten

Wednesday Daily Agenda

4/8/20

Spalding	<input type="checkbox"/> I read for at least 10 minutes today. <input type="checkbox"/> I completed today's Spalding work: Homework and worksheet.
Literature	<input type="checkbox"/> I listened to a parent read Paul Bunyan. <input type="checkbox"/> I completed today's literature work: predictions.
Poetry	<input type="checkbox"/> I practiced this week's poem, "April Rain Song."
Writing	<input type="checkbox"/> N/A
Math	<input type="checkbox"/> I completed today's math work: 98-99 and additional pg. 102 attached worksheet.
History	<input type="checkbox"/> N/A
Science	<input type="checkbox"/> I completed today's science work: Magnet Exploration
Specials	<input type="checkbox"/> I completed today's special work. <input type="checkbox"/> Latin <input type="checkbox"/> PE <input type="checkbox"/> Art <input type="checkbox"/> Music



Great Hearts Western Hills

Spalding Homework: K

Grade: K Day of Week: Wed. (Mon/Tue/Wed/Thu)

Dear Parents,


*Write in your pink notebook.

Please dictate the following phonograms to your child. When you complete all the phonograms, your child will need to fold their blank sheet of Spalding paper so the phonograms do not show. Repeat this entire process one more time so each phonogram has been practiced a total of 2 times, but the phonograms have never been copied. Thank you!

<u>f</u> ur	
<u>g</u> reen	
<u>o</u> il	
<u>p</u> aint	
<u>p</u> ool	
<u>t</u> ooth	
<u>t</u> ee <u>t</u> h	
<u>w</u> orm	r. 8
<u>d</u> ay	r. 18
<u>e</u> at	

Further Instructions:

Child should write his/her name, grade, and the date. The intention of Spalding homework is to practice applying phonogram knowledge and rules to spelling, as well as practice proper letter formation. Please instruct your child to use his/her best handwriting and to rewrite any phonograms that were not written with care.



	Yes	No
Is the pup on the rug?	_____	_____
Is the cat in the tub?	_____	_____
Is the cat on the dog?	_____	_____
Is the pup on the dog?	_____	_____
Is the sub in the tub?	_____	_____
Is the sub on the rug?	_____	_____


The tub is yellow.
 The sub is green.
 The dog is yellow.
 The pup is orange.
 The cat is blue.
 The rug is red.

Educators Publishing Service • DO NOT DUPLICATE

Name:

Answer Key

Date: Wed



Is the pup on the rug?

Yes No

no

Is the cat in the tub?

yes

Is the cat on the dog?

no

Is the pup on the dog?

yes

Is the sub in the tub?

no

Is the sub on the rug?

yes.

The tub is yellow.

The sub is green.

The dog is yellow.

The pup is orange.

The cat is blue.

The rug is red.

Educators Publishing Service • DO NOT DUPLICATE

Wednesday - Lit

April Rain Song

by Langston Hughes

Let the rain kiss you.

Let the rain beat upon

your head with silver

liquid drops.





Let the rain sing a

lullaby.

Unit 27

Numbers to 40

Count and write the correct number.

(I)	10	
(I)		
(I)		
(PA)		

102


CW 17.3

Concept: Count groups of tens.

Introduction: Use linking cubes or other objects grouped in ten. Give the child 1 ten and ask how many tens there are. Write the number 10. Repeat with 2 tens and 20, 3 tens and 30, 4 tens and 40. Tell the child that 30 is "thirty" and 40 is "forty". Point to the numbers in the tens place and explain that the number in this place is the number of groups of tens. Point to the numbers in the ones place and ask the child what the 0 means. Elicit the response that this means there are no ones.

Name: _____

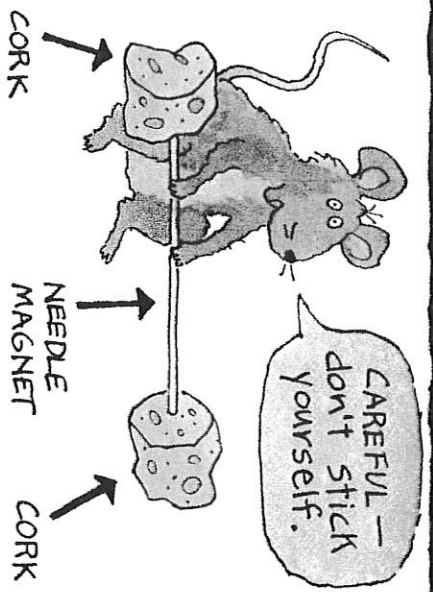
Date: _____



Wed - Sci - magnets

1

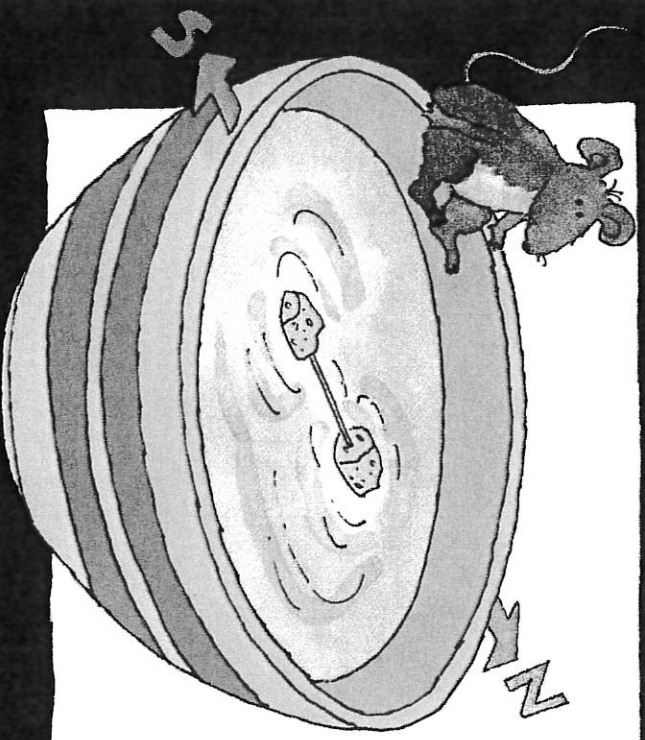
Here's what to do.
 Make sure your needle magnet still works. Then get two small pieces of foam, plastic, or cork. Carefully stick a piece on each end of your needle magnet.

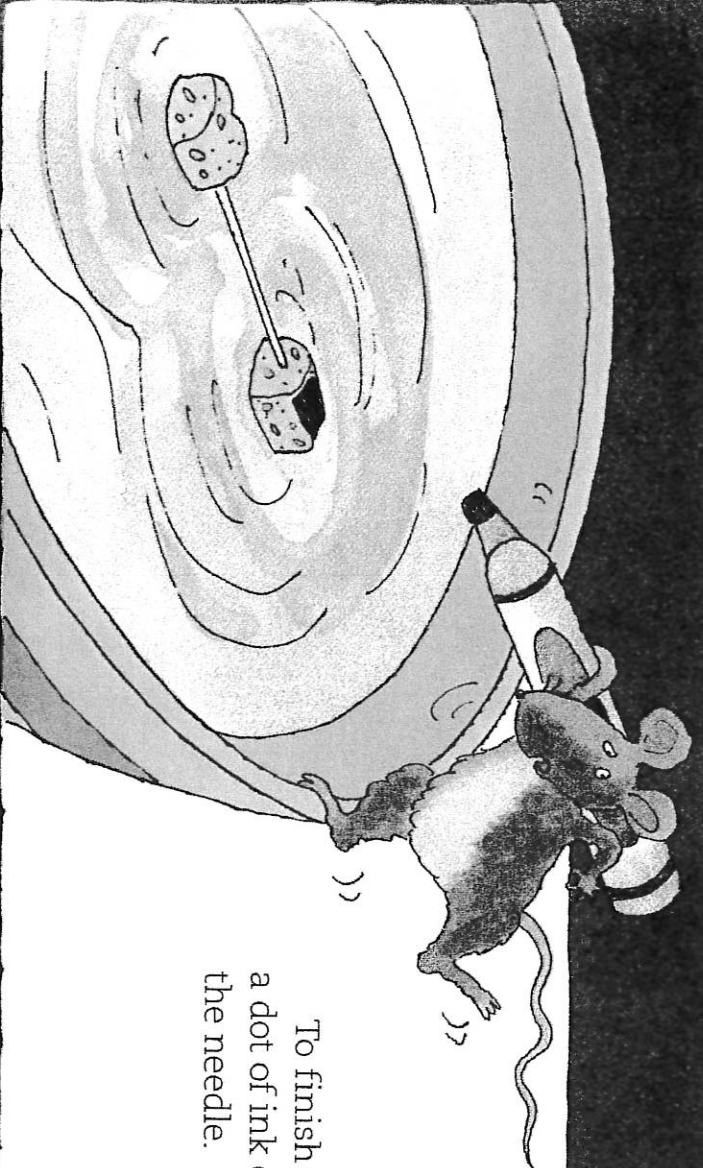


2

Float the magnetized needle in a bowl of water. The needle will swing around so one end points north—the other end, south. Keep the needle in the center of the bowl so it can swing freely.

Turn the needle around. When you let go, the ends will point the same way as before. This happens because the needle magnet reacts to the Earth's magnetism.






To finish your compass, put a dot of ink on the north end of the needle.

3


RK

2

4




Think about where the sun sets. Stand facing that way. Keep this book in front of you.



SOUTH

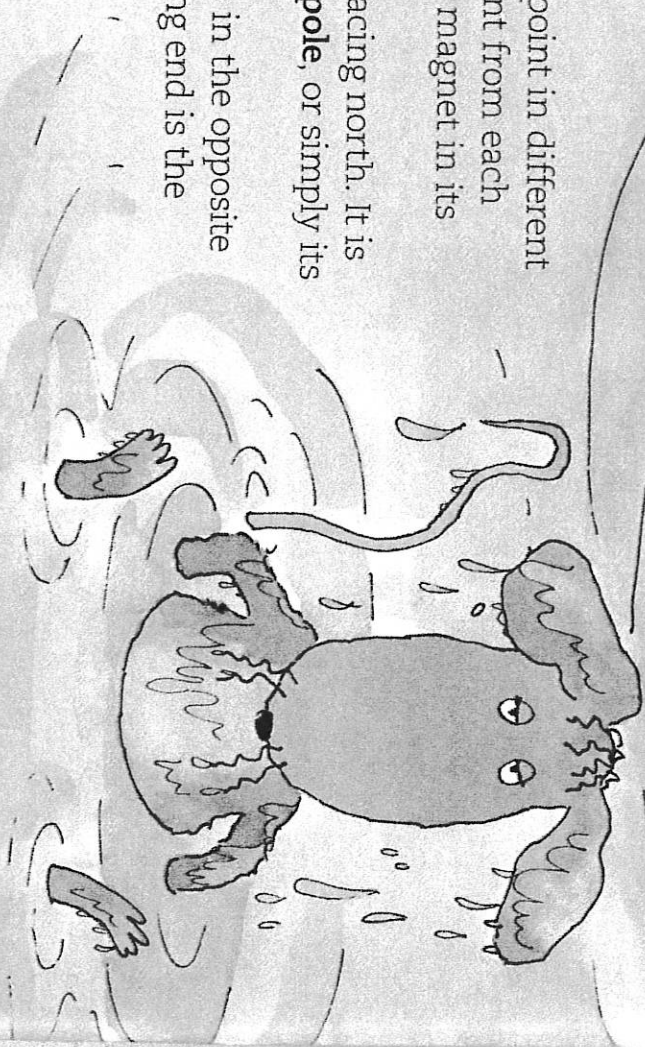
NORTH



The ends of the needle magnet point in different directions because they are different from each other. Each end reacts to the Earth magnet in its own way.

One end reacts by moving and facing north. It is called the magnet's north-seeking **pole**, or simply its north pole.

The other end moves and points in the opposite direction—south. This south-seeking end is the magnet's south pole.





GREAT HEARTS WESTERN HILLS

A Great Hearts Academy

8702 Ingram Road | San Antonio, Tx 78251 | Office: (210) 888-9488 | Fax: (210) 888-9484 |
www.greatheartswesternhills.org

Student Packet: Kindergarten

Thursday Daily Agenda

4/9/20

Spalding	<input type="checkbox"/> I completed today's assessment.
Literature	<input type="checkbox"/> I completed today's assessment.
Poetry	<input type="checkbox"/> I recited this week's poem: "April Rain Song."
Writing	<input type="checkbox"/> N/A
Math	<input type="checkbox"/> Pg 103 - Extra Singapore Page.
History	<input type="checkbox"/> N/A
Science	<input type="checkbox"/> I completed today's assessment.

Friday Daily Agenda

(Holiday - No School)

4/10/20

Spalding	<input type="checkbox"/>
Literature	<input type="checkbox"/>
Poetry	<input type="checkbox"/>
Writing	<input type="checkbox"/>
Math	<input type="checkbox"/>
History	<input type="checkbox"/>
Science	<input type="checkbox"/>



GREAT HEARTS WESTERN HILLS

A Great Hearts Academy

8702 Ingram Road | San Antonio, Tx 78251 | Office: (210) 888-9488 | Fax: (210) 888-9484 |
www.greatheartswesternhills.org

Kindergarten

Thursday Assessment Packet

GHWH Kindergarten Families,

Thank you for all of your dedication and hard work in completing this week's remote learning packet! The work that they have completed throughout the course of the week has prepared them for their Friday assessments. In this packet you will find the Friday assessments organized by subject. As you complete each assessment, check off the corresponding box. These assessment pages need to be sent to your scholar's teacher by 8pm on Friday evenings.

Thank you,
The GHWH Kindergarten Team



GREAT HEARTS WESTERN HILLS

A Great Hearts Academy

8702 Ingram Road | San Antonio, Tx 78251 | Office: (210) 888-9488 | Fax: (210) 888-9484 |
www.greatheartswesternhills.org

Kindergarten

Thursday Assessment Checklist

Friday: Holiday - No School

- Student Affidavit
- Spalding Spelling Test
- Math
 - Extra Singapore Page 103
- McCall #29 and Poem Recitation
 - "April Rain Song"
- Is It Magnetic? (Science)
- Send completed work to teachers by 8pm on Friday via email.



GREAT HEARTS WESTERN HILLS

A Great Hearts Academy

8702 Ingram Road | San Antonio, Tx 78251 | Office: (210) 888-9488 | Fax: (210) 888-9484 | www.greatheartswesternhills.org

Kindergarten

Student Attendance Affidavit

My Western Hills student attended to his/her distance learning studies on the following days:

- April 6, 2020
- April 7, 2020
- April 8, 2020
- April 9, 2020
- April 10, 2020 (No School)

For the sake of academic honesty, please help the students be accountable for doing the portions of the work that were designated as Independent work. If you notice that from the student's answers that they need some help better understanding the directions or the content, feel free to reteach or review the content or directions with your student before allowing them to make a second attempt. Reach out to your scholar's teacher via email if you need further assistance.

My scholar has completed Thursday's Assessments to the best of his/her abilities and I have directed these assessments with my child's academic integrity in mind.

Parent Signature: _____

I have completed Thursday's Assessments to the best of my abilities.

Student Signature: _____

Student Printed Name: _____ Class Section: _____

GREAT HEARTS WESTERN HILLS| GHWH IS A 501 (C) (3) NOT-FOR-PROFIT, NON-SECTARIAN, PUBLICLY FUNDED CHARTER SCHOOL & DOES NOT DISCRIMINATE IN ITS ENROLLMENT OR HIRING PRACTICES ON THE BASIS OF GENDER, RACE, RELIGION, NATIONAL ORIGIN OR DISABILITY

Overall Neatness (2pt)

Name (2pts):

Number (1pt):

Date (1pt):

Spelling Test

1.

2.

3.

4.

5.

6.

7.

8.

9.

10.

Total Points: ____/16

It was raining outside, so John and his dog Rags had to stay in the house all day. John played with his toys, and then he read part of his new book. It was a good story about a circus dog. John looked over at Rags lying on the floor, and he had an idea. He went to his room and got an old pair of pants and a shirt and put them on his dog. John's mother was in the kitchen, so John told Rags to go to the kitchen so his mother could see the dog. When Rags came into the kitchen all dressed up, both John and his mother laughed. Rags walked all around and wagged his tail very hard. He liked being a clown!

1. Is the story about a dog? YES NO
2. Was a boy in the story? YES NO
3. Was John the name of the dog? YES NO
4. Was the dog outside in the rain? YES NO
5. Did Rags read a story in a book? YES NO
6. Was Rags in the circus? YES NO
7. Did John get an old pair of pants? YES NO
8. Did John put a hat on Rags? YES NO
9. Was the boy's mother in the house? YES NO
10. Did Rags like being dressed up? YES NO

Scholar will answer "yes" or "no"
on the next page. -I

McCall-Harby Comprehension Test _____/10

Name: _____ Date: _____

1.
2.
3.
4.
5.
6.
7.
8.
9.
10.

Name: _____ # _____ Date: _____

Poem: April Rain Song Rubric

Title: /1

Author: /1

Let the rain kiss you. /1

Let the rain beat upon your head with silver liquid drops. /1

Let the rain sing you a lullaby. /1

The rain makes still pools on the sidewalk. /1

The rain makes running pools in the gutter. /1

The rain plays a little sleep-song on our roof at night- /1

And I love the rain! /1

Clarity:

Words clearly articulated/voice projects loudly and clearly /1

Presence:

Stand upright in presentation positions /1

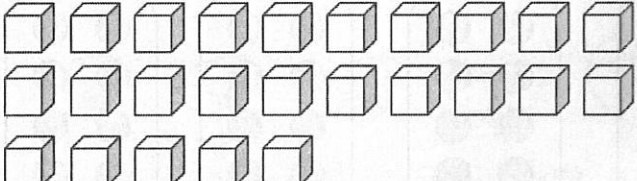
Total Score: /11

Unit 27

Numbers to 40

Count the tens and ones. Write the tens and ones and the number.

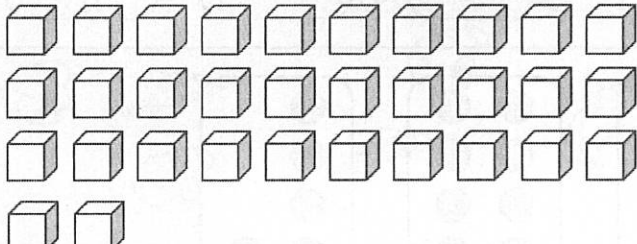
(I)



Tens	Ones
	5

5

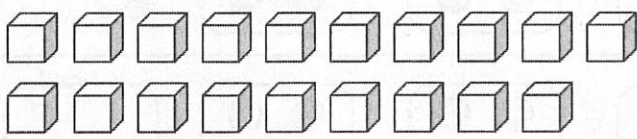
(I)



Tens	Ones

--

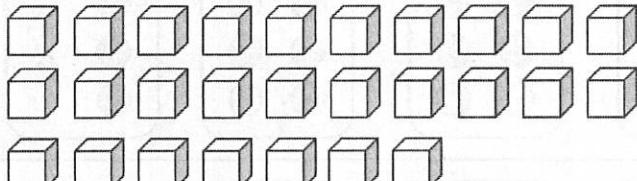
(I)



Tens	Ones

--

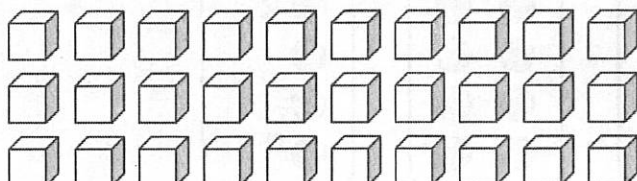
(I)



Tens	Ones

--

(I)



Tens	Ones

--

CW 17.4

103































Concept: Count to 40 in tens and ones.

Introduction: Give the child between 30 and 40 objects and have him/her make groups of tens, count the groups of tens, and count the leftovers. Write the number as tens and ones and get the child to read it.

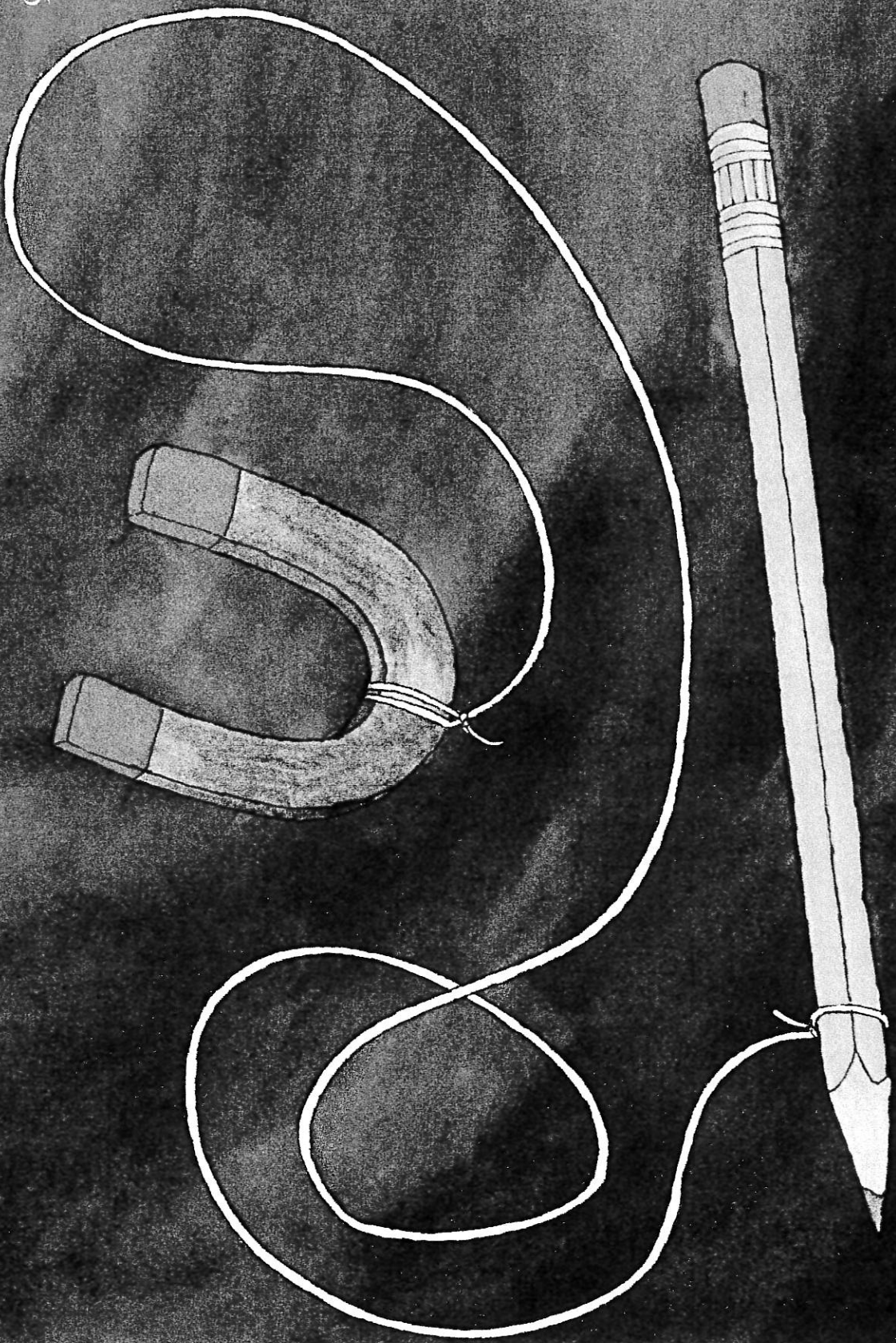
One Step Further: Get the child to read the numbers he/she has written on this page, e.g., "thirty-two".

Is it magnetic?

© 2015 The Measured Mom ®
www.themeasuredmom.com

Object	Magnetic	Not Magnetic
		
		
		
		
		
		
		
		
		
		

Tie one end of a string around your magnet. Tie the other end to a stick or a pencil. This is your fishing pole.



6

Thur-
opt-
sci

cel

