



# GREAT HEARTS WESTERN HILLS

A Great Hearts Academy

8702 Ingram Road | San Antonio, Tx 78251 | Office: (210) 888-9488 | Fax: (210) 888-9484 |  
[www.greatheartswesternhills.org](http://www.greatheartswesternhills.org)

## 4th Grade Enrichment Packet

5/26-5/29

**Instructions:** In this packet, you will find various enrichment activities for your scholar to complete during this last week of school. This packet is absolutely optional, and the content is designed to be fun and curriculum-related. Your scholar may do as much or as little as he or she would like!

**Instructions:** Color the image of Paul Revere on his famous ride.



RaisingOurKids.com

**On April 15, 1775 Paul Revere made his famous ride, shouting "The British are coming!"**

**Instructions:** Choose your favorite character from the books we've read and create an acrostic poem using adjectives to describe him or her. See the example below, then create your own in the open space! See the next page for list of A-Z adjectives to help you out.

**D**elightful

**O**utgoing

**R**adiant

**O**pen

**T**ender

**H**elpful


**Y**oung

# List of Adjectives

→Remember that adjectives describe or indicate the degree of nouns or pronouns. Also, they are occasionally used after linking verbs.

|               |              |                |               |            |               |
|---------------|--------------|----------------|---------------|------------|---------------|
| abrupt        | corny        | filthy         | juicy         | precious   | sticky        |
| acidic        | costly       | flat           | jumpy         | prickly    | stormy        |
| adorable      | courageous   | floppy         | kind          | proud      | stout         |
| adventurous   | crabby       | fluttering     | lackadaisical | pungent    | straight      |
| aggressive    | creepy       | foolish        | large         | puny       | strange       |
| agitated      | crooked      | frantic        | lazy          | quaint     | strong        |
| alert         | cruel        | fresh          | lethal        | quizzical  | stunning      |
| aloof         | cumbersome   | friendly       | little        | ratty      | substantial   |
| amiable       | curved       | frightened     | lively        | reassured  | successful    |
| amused        | cynical      | frothy         | livid         | relieved   | succulent     |
| annoyed       | dangerous    | frustrating    | lonely        | repulsive  | superficial   |
| antsy         | dashing      | funny          | loose         | responsive | superior      |
| anxious       | decayed      | fuzzy          | lovely        | ripe       | swanky        |
| appalling     | deceitful    | gaudy          | lucky         | robust     | sweet         |
| appetizing    | deep         | gentle         | ludicrous     | rotten     | tart          |
| apprehensive  | defeated     | ghastly        | macho         | rotund     | tasty         |
| arrogant      | defiant      | giddy          | magnificent   | rough      | teeny         |
| ashamed       | delicious    | gigantic       | mammoth       | round      | tender        |
| astounding    | delightful   | glamorous      | maniacal      | salty      | tense         |
| attractive    | depraved     | gleaming       | massive       | sarcastic  | terrible      |
| average       | depressed    | glorious       | melancholy    | scant      | testy         |
| batty         | despicable   | gorgeous       | melted        | scary      | thankful      |
| beefy         | determined   | graceful       | miniature     | scattered  | thick         |
| bewildered    | dilapidated  | greasy         | minute        | scrawny    | thoughtful    |
| biting        | diminutive   | grieving       | mistaken      | selfish    | thoughtless   |
| bitter        | disgusted    | gritty         | misty         | shaggy     | tight         |
| bland         | distinct     | grotesque      | moody         | shaky      | timely        |
| blushing      | distraught   | grubby         | mortified     | shallow    | tricky        |
| bored         | distressed   | grumpy         | motionless    | sharp      | trite         |
| brave         | disturbed    | handsome       | muddy         | shiny      | troubled      |
| bright        | dizzy        | happy          | mysterious    | short      | twitter pated |
| broad         | drab         | harebrained    | narrow        | silky      | uneven        |
| bulky         | drained      | healthy        | nasty         | silly      | unsightly     |
| burly         | dull         | helpful        | naughty       | skinny     | upset         |
| charming      | eager        | helpless       | nervous       | slimy      | uptight       |
| cheeky        | ecstatic     | high           | nonchalant    | slippery   | vast          |
| cheerful      | elated       | hollow         | nonsensical   | small      | vexed         |
| chubby        | elegant      | homely         | nutritious    | smarmy     | victorious    |
| clean         | emaciated    | horrific       | nutty         | smiling    | virtuous      |
| clear         | embarrassed  | huge           | obedient      | smoggy     | vivacious     |
| cloudy        | enchanting   | hungry         | oblivious     | smooth     | vivid         |
| clueless      | encouraging  | hurt           | obnoxious     | smug       | wacky         |
| clumsy        | energetic    | icy            | odd           | soggy      | weary         |
| colorful      | enormous     | ideal          | old-fashioned | solid      | whimsical     |
| colossal      | enthusiastic | immense        | outrageous    | sore       | whopping      |
| combative     | envious      | impressionable | panicky       | sour       | wicked        |
| comfortable   | exasperated  | intrigued      | perfect       | sparkling  | witty         |
| condemned     | excited      | irate          | perplexed     | spicy      | wobbly        |
| condescending | exhilarated  | irritable      | petite        | splendid   | wonderful     |
| confused      | extensive    | itchy          | petty         | spotless   | worried       |
| contemplative | exuberant    | jealous        | plain         | square     | yummy         |
| convincing    | fancy        | jittery        | pleasant      | stale      | zany          |
| convoluted    | fantastic    | jolly          | poised        | steady     | zealous       |
| cooperative   | fierce       | joyous         | pompous       | steep      | zippy         |

# HOW-TO-DRAW: AMERICAN BISON

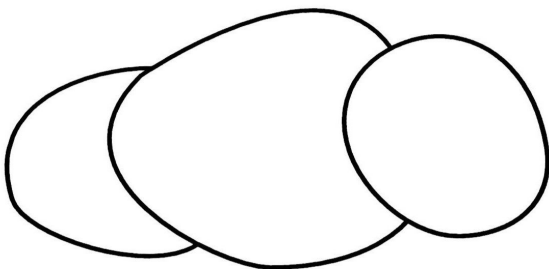


The American bison, more commonly known as the buffalo, is an American species of bison that once roamed North America in vast herds. More than 60 million bison are believed to have once lived in North America. The American bison is the national mammal of the United States of America. Early Native Americans hunted bison from Alaska all the way to the Gulf of Mexico. The bison was a highly valued natural resource, providing the Native Americans with not only food, but also materials for shelter, tools, and clothing. Despite being the closest relatives of domestic cattle native to North America, bison were never domesticated by Native Americans. By the late 1800s, the species had been hunted almost to extinction.


**Directions:** Very lightly sketch out the first step. Then, also very lightly, add step two. Continue this way until all four steps are completed. In each drawing, the new step is shown darker than the one before it so it can be clearly seen, but you should still keep your drawing very light.

Enjoy!


**Step 1:** Draw these shapes to form the head and body of your bison.




**Step 2:** Add lines to form the tail, the legs, the eye, the ear, the horn, and the nose.



**Step 3:** Add lines to form the hooves, the stomach, the chest, the beard, the nostrils, and the head of your bison.



**Step 4:** Erase guidelines, smooth out other lines and add detail.



**Step 5:** Use your black coloring pencil to trace the outlines of the hooves, nose, horn, and eye of your bison. Color the nose, eye, and hooves black. Then use your brown coloring pencil to trace the outline of the bison. Lightly color your bison brown. The head should be a slightly darker shade of brown, and you may add some red or orange to the fur behind the head.

#### **Bison Facts:**

- Bison are able to sprint at speeds of up to 30 miles per hour.
- Male bison, called bulls, often weigh a ton or more, and stand 5 to 6 feet high at the shoulders.
- A full-grown male buffalo has a nose wider than your face.



# The American Bison



**Artist:** \_\_\_\_\_

**Date:** \_\_\_\_\_

## A Day in the Life of a Spartan 4th Grader

**Instructions:** Fill out each blank according to the part of speech given. The sillier the better!  
After filling out the first section, choose ONE teacher's section to fill out. Then, read the story filling in each blank with the word you chose corresponding with the number from this page. Find the teacher you chose and fill in the rest!

**NOTE:** All verbs should be in past tense (rule 28 - 'ed' or irregular) unless told otherwise.

1. Adjective: \_\_\_\_\_
2. Action verb: \_\_\_\_\_
3. Adjective: \_\_\_\_\_
4. -ly adverb: \_\_\_\_\_
5. Adjective (color): \_\_\_\_\_
6. Adjective (feeling): \_\_\_\_\_
7. Adjective: \_\_\_\_\_
8. Exclamation: \_\_\_\_\_
9. Same adjective from #6: \_\_\_\_\_
10. Adjective: \_\_\_\_\_
11. Adjective (size): \_\_\_\_\_
12. Noun: \_\_\_\_\_
13. Adjective: \_\_\_\_\_
14. Noun: \_\_\_\_\_
15. Adjective: \_\_\_\_\_
16. Action verb: \_\_\_\_\_
17. Verb: \_\_\_\_\_

CHOOSE ONE TEACHER:

**CONLON**

- 18. -ly adverb: \_\_\_\_\_
- 19. Action verb: \_\_\_\_\_
- 20. Adjective: \_\_\_\_\_
- 21. Place: \_\_\_\_\_
- 22. Same place as 21: \_\_\_\_\_
- 23. Adjective: \_\_\_\_\_
- 24. Plural noun: \_\_\_\_\_
- 25. Noun: \_\_\_\_\_
- 26. Adjective: \_\_\_\_\_
- 27. Noun: \_\_\_\_\_
- 28. Writing utensil: \_\_\_\_\_
- 29. Noun: \_\_\_\_\_
- 30. Noun: \_\_\_\_\_
- 31. -ly adverb: \_\_\_\_\_
- 32. Adjective: \_\_\_\_\_

**MANNING**

- 18. Verb: \_\_\_\_\_
- 19. Place: \_\_\_\_\_
- 20. Same place as 19: \_\_\_\_\_
- 21. Plural noun: \_\_\_\_\_
- 22. Noun: \_\_\_\_\_
- 23. Exclamation: \_\_\_\_\_
- 24. Adjective: \_\_\_\_\_
- 25. Action verb: \_\_\_\_\_
- 26. Number: \_\_\_\_\_
- 27. Adverb (how often): \_\_\_\_\_
- 28. Silly verb: \_\_\_\_\_
- 29. Noun: \_\_\_\_\_
- 30. Noun: \_\_\_\_\_
- 31. Silly verb: \_\_\_\_\_
- 32. Adjective: \_\_\_\_\_

**MEISSNER**

- 18. Verb: \_\_\_\_\_
- 19. Verb: \_\_\_\_\_
- 20. Verb: \_\_\_\_\_
- 21. Place: \_\_\_\_\_
- 22. Noun: \_\_\_\_\_
- 23. Adjective: \_\_\_\_\_
- 24. Noun: \_\_\_\_\_
- 25. -ly adverb: \_\_\_\_\_
- 26. Writing utensil: \_\_\_\_\_
- 27. Noun: \_\_\_\_\_
- 28. Noun: \_\_\_\_\_
- 29. Exclamation: \_\_\_\_\_
- 30. Adjective: \_\_\_\_\_
- 31. Historical figure: \_\_\_\_\_
- 32. Adjective: \_\_\_\_\_

**PEREZ:**

- 18. Verb: \_\_\_\_\_
- 19. Adjective: \_\_\_\_\_
- 20. Type of liquid: \_\_\_\_\_
- 21. Type of food: \_\_\_\_\_
- 22. Verb ending in -ing: \_\_\_\_\_
- 23. -ly adverb: \_\_\_\_\_
- 24. Verb ending in -ing: \_\_\_\_\_
- 25. Same as #20: \_\_\_\_\_
- 26. Same as #21: \_\_\_\_\_
- 27. Feeling: \_\_\_\_\_
- 28. Type of noise: \_\_\_\_\_
- 29. Type of animal: \_\_\_\_\_
- 30. Adjective: \_\_\_\_\_
- 31. Same as #29: \_\_\_\_\_

Julie Shmreathearts' alarm went off like a/an (1) \_\_\_\_\_ bell. She (2) \_\_\_\_\_ out of bed. She was going to be late for the first day of fourth grade! It was going to be a (3) \_\_\_\_\_ day. (4) \_\_\_\_\_, she got ready to go wearing her brand new (5) \_\_\_\_\_ uniform. Julie got in the car, and she was off. She felt (6) \_\_\_\_\_ but excited. When she got to school, there were (7) \_\_\_\_\_ people in the MPR. (8) \_\_\_\_\_! Everyone else looked like they felt (9) \_\_\_\_\_, too. After what felt like forever, Julie noticed the (10) \_\_\_\_\_ fourth grade teachers walking in. Ms. Conlon was carrying a (11) \_\_\_\_\_ cup of (12) \_\_\_\_\_ and had a (13) \_\_\_\_\_ smile. A trail of coffee spill marked her path to the MPR. In contrast, Mrs. Manning carried a mug of (14) \_\_\_\_\_. Behind Mrs. Manning stood Mr. Meissner! Julie had heard of his (15) \_\_\_\_\_ art skills. Finally, Mrs. Perez (16) \_\_\_\_\_ in. Julie's mom told her about Mrs. Perez's kindness. "Which teacher will I get?" (17) \_\_\_\_\_ Julie.

**NOW CHOOSE ONE BELOW!** Choose a teacher and complete ONLY their paragraph below using the words you filled in to complete the story.

### **CONLON**

"Shmreathearts, Julie!" Ms. Conlon shouted. Julie perked up (18) \_\_\_\_\_ at the sound of her name. She was in a daze as the rest of her classmates (19) \_\_\_\_\_ to make a line. Ms. Conlon looked over her (20) \_\_\_\_\_ class and led them to their new (21) \_\_\_\_\_. Ms. Conlon's (22) \_\_\_\_\_ was (23) \_\_\_\_\_. There were plants, books, and (24) \_\_\_\_\_ everywhere! As everyone got seated, Ms. Conlon called the class to attention using her special word. "(25) \_\_\_\_\_!" she shouted. "When you hear that word, you have to be silent." The class looked at one another and shrugged. "We're going to get started with a/n (26) \_\_\_\_\_ Grammar lesson. Take out your (27) \_\_\_\_\_ and a (28) \_\_\_\_\_." The class pulled out their supplies and waited patiently. Wait! Julie didn't have any of those supplies! She just brought her (29) \_\_\_\_\_ and (30) \_\_\_\_\_. Fortunately, Ms. Conlon noticed and (31) \_\_\_\_\_ brought Julie what she needed. From that point on, Julie knew that her year in 4A was off to a/n (32) \_\_\_\_\_ start.

## MANNING

“Shmreathearts, Julie!” Mrs. Manning shouted. Julie's head (18) \_\_\_\_\_ around at the sound of her name. As her classmates filed into line, Julie grinned. This was the start of a new year! They made their way up to Mrs. Manning's (19) \_\_\_\_\_. The (20) \_\_\_\_\_ was full of plants, (21) \_\_\_\_\_, and even a/n (22) \_\_\_\_\_! “(23) \_\_\_\_\_!” Julie thought to herself. “This place is (24) \_\_\_\_\_.” Her classmates (25) \_\_\_\_\_ to their seats and listened to Mrs. Manning's class rules. “Rule (26) \_\_\_\_\_,” Mrs. Manning said, “Is that you must (27) \_\_\_\_\_ smile, and you must never, ever (28) \_\_\_\_\_.” All of the scholars nodded in agreement, and they began their day. Everyone took out their (29) \_\_\_\_\_ and (30) \_\_\_\_\_ to get ready for Spalding, and they all learned how to spell the word (31) \_\_\_\_\_. Julie thought to herself, “This is going to be a/n (32) \_\_\_\_\_ year!”

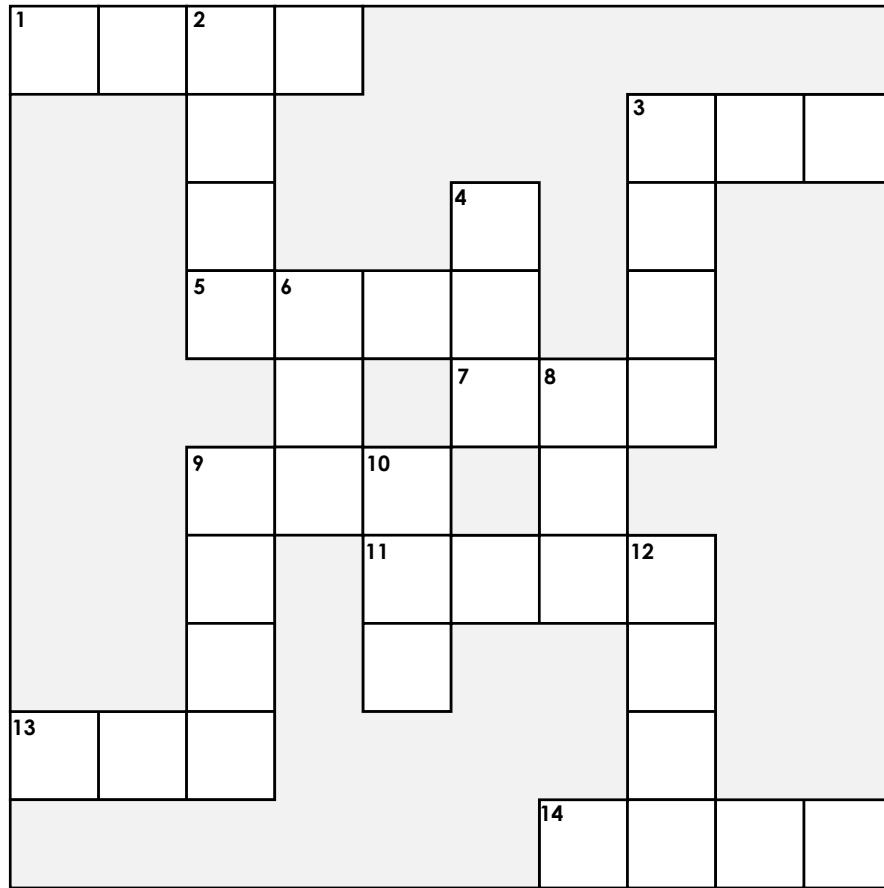
## MEISSNER

“Shmreathearts, Julie!” Mr. Meissner shouted. Julie (18) \_\_\_\_\_ at the sound of her name. She (19) \_\_\_\_\_ to line with the rest of her new 4C classmates. Mr. Meissner (20) \_\_\_\_\_ them to their new (21) \_\_\_\_\_. It was so much bigger and brighter than she expected! There was even a (22) \_\_\_\_\_! The scholars took their times to find their (23) \_\_\_\_\_ seats. Mr. Meissner cleared his (24) \_\_\_\_\_ (25) \_\_\_\_\_ and said, “Boys and girls, we will get started with a History lesson.” He picked up a (26) \_\_\_\_\_ and went to the board. Julie watched in awe as he drew a (27) \_\_\_\_\_ and a (28) \_\_\_\_\_. “(29) \_\_\_\_\_!” Julie thought to herself. “Mr. Meissner is a/n (30) \_\_\_\_\_ artist!” She wasn't sure what those drawings had to do with (31) \_\_\_\_\_, but they sure were great. Julie decided at that moment that 4C was going to be a/n (32) \_\_\_\_\_ place to be this year!

**PEREZ**

“Shmreathearts, Julie!” Ms. Perez shouted. Julie’s ears (18) \_\_\_\_\_ at the sound of her name. She fell into line with the rest of her (19) \_\_\_\_\_ classmates, and they made their way upstairs. When they got to the classroom, there were already materials for a science experiment set up at each desk. A cup full of (20) \_\_\_\_\_ sat next to a (21) \_\_\_\_\_. “What could this be?” wondered Julie. “It sure makes me hungry!” Mrs. Perez called the class to attention by (22) \_\_\_\_\_. “Boys and girls!” she said. “Wait to touch the materials until every name has been called for attendance.” (23) \_\_\_\_\_, Mrs. Perez called each name, and Julie could tell that every stomach was (24) \_\_\_\_\_ at the sight of the things on the desk. Finally, Mrs. Perez finished. “Now, for our experiment today, we are going to observe what happens when we mix (25) \_\_\_\_\_ and (26) \_\_\_\_\_. Everyone looked around with (27) \_\_\_\_\_, but shrugged and started to mix. Suddenly, there was a loud (28) \_\_\_\_\_! and a blinding light. On each desk sat a (29) \_\_\_\_\_. Who knew school would be so (30) \_\_\_\_\_! Julie hugged her newly created (31) \_\_\_\_\_ to herself and dreamed of all of the fun ahead in 4D.

# Mixed Math Crossword



## ACROSS (x, ÷)

1. 
$$\begin{array}{r} 814 \\ \times \quad 8 \\ \hline \end{array}$$

9. 
$$\begin{array}{r} 307 \\ \times \quad 2 \\ \hline \end{array}$$

3. 
$$7 \overline{)2,975}$$

11. 
$$5 \overline{)5,120}$$

5. 
$$\begin{array}{r} 1,439 \\ \times \quad 6 \\ \hline \end{array}$$

13. 
$$\begin{array}{r} 278 \\ \times \quad 3 \\ \hline \end{array}$$

7. 
$$9 \overline{)6,543}$$

14. 
$$4 \overline{)6,704}$$

## DOWN (+, -)

2. 
$$\begin{array}{r} 1,955 \\ - \quad 387 \\ \hline \end{array}$$

8. 
$$\begin{array}{r} 1,107 \\ - \quad 845 \\ \hline \end{array}$$

3. 
$$\begin{array}{r} 3,404 \\ + \quad 693 \\ \hline \end{array}$$

9. 
$$\begin{array}{r} 5,636 \\ + \quad 938 \\ \hline \end{array}$$

4. 
$$\begin{array}{r} 1,349 \\ - \quad 502 \\ \hline \end{array}$$

10. 
$$\begin{array}{r} 1,078 \\ - \quad 660 \\ \hline \end{array}$$

6. 
$$\begin{array}{r} 412 \\ + \quad 229 \\ \hline \end{array}$$

12. 
$$\begin{array}{r} 4,031 \\ + \quad 175 \\ \hline \end{array}$$



## Water Fireworks



### Materials:

- Water
- Oil
- Food Coloring (Any color of your choosing)
- 16 oz clear glass
- Another 16 oz clear glass
- A Fork

### Instructions:

1. Fill the tall glass almost to the top with room-temperature water.
2. Pour 2 tablespoons of oil into the other glass.
3. Add 2 drops of food coloring to the glass with the oil.
4. Stir the oil into the food coloring using a fork. Stop once you break the food coloring into smaller drops.
5. Pour the oil and coloring mixture into the tall glass.
6. Now watch! The food coloring will slowly sink in the glass, with each droplet expanding outwards as it falls. Looks like fireworks! Right?

### How it Works:

Food coloring dissolves in water, but not in oil. So when you pour in your food coloring/oil mixture the oil will float at the top of the water because it is less dense, and the food coloring will begin to dissolve once they sink through the oil and into the water.

## Make it Rain



### Materials:

- Glass canning jar
- Ceramic plate
- Hot water (parental guidance with this part)
- 4 ice cubes

### Instructions:

1. Pour two inches of the hot water into the canning jar.
2. Cover the jar with the ceramic plate face up.
3. Wait 3 minutes to continue to the next step.
4. Put ice cubes on the plate.
5. Observe your homemade water cycle.

### How it Works:

What happens? The cold plate causes the moisture in the warm air, which is inside the jar to condense and form water droplets. This is the same thing that happens in the atmosphere. Warm, moist air rises and meets colder air high in the atmosphere. The water vapor condenses and forms precipitation that falls to the ground.

## Dancing Liquid



### Materials:

- Flour
- Water
- Food Coloring
- a Large Speaker

### Instructions:

1. Mix the water, flour, and some food coloring together
2. Pour mixture on to a thin plate
3. Place plate on top of a large speaker
4. Turn on some music and watch your liquid dance to the beat!

### How it Works:

The sound of music is actually made of vibrations. These vibrations shake the speaker, which in turn, vibrates the liquid in tune with the music!

## Balloon Speakers



### Materials:

- 1 Balloon

### Instructions:

1. Blow up the balloon so that it is filled with air
2. Hold the balloon up to your ear.
3. Lightly tap the other side of the balloon with your finger. Can you hear the sound well? Can you feel the vibrations?
4. Now let go of the balloon. Which way does the air escape? Which direction does the balloon move in?

### How it Works:

When you blow into the balloon you are pushing air molecules into the balloon. They are forced into a small area so are very close together. These circumstances allow the air molecules to carry the sound waves better. That is why you can hear the tapping so easily. It's as if you built a speaker.