



GREAT HEARTS WESTERN HILLS

A Great Hearts Academy

8702 Ingram Road | San Antonio, Tx 78251 | Office: (210) 888-9488 | Fax: (210) 888-9484 | www.greatheartswesternhills.org

Parent Packet

2nd Grade May 4-8

Dear Spartan Families,

We sincerely hope all of you are staying safe and well during this difficult, unprecedented period of time. This week we continued to work hard to develop a plan to make sure we are still able to teach and care for your scholar.

The structure of our learning week will be as follows. On Monday through Thursday, students will be asked to complete assigned learning tasks for each subject. The pace at which your child completes his or her daily work is at your discretion. Please follow the instructions on the parent page for each content area. **The work completed from Monday through Friday will be kept at home, unless stated otherwise.** We highly recommend breaks for play and relaxing! Also, parents give yourself some grace and know that you can do this, and you are not alone. Please reach out to your scholars' teachers for assistance.

Please follow the directions for what will be turned in. This week you will notice an assessment for Latin. This assessment needs to be submitted **separately** to your scholars teacher. **The assessments for this week must be submitted on Saturday by 8:00 PM. For work submission: Please send a photo/scan via email of work to be turned in.**

We teachers will be available to provide assistance or clarification. Please reach us by email from 8AM-5PM. Thank you for your grace and patience. Stay safe and well. We are Spartan Strong and we will get through this.

Sincerely,
GHHW 2nd Grade Team

Table of Contents

Grade Level Letter to Families.....page 1
Table of Contents.....page 2
Parent Packetpage 3
Student Packetpage 15

| MONDAY OVERVIEW | |
|------------------------------|---|
| <u>Spalding</u> | <ul style="list-style-type: none"> <input type="checkbox"/> Watch Spalding Video located in Google Classroom <input type="checkbox"/> Read words and example sentences for Monday. Allow students to use spalding hands with them doing all of the leading in syllable count and well as finger spellings. Students will then write out the word on Spalding paper with markings. Discuss the meaning of the words along the way. |
| <u>Literature</u> | <ul style="list-style-type: none"> <input type="checkbox"/> Students will read chapter 14 of Charlotte's Web <input type="checkbox"/> Students will complete the comprehension page: KEY Why did Fern's mother visit Dr. Dorian? <i>She was concerned about Fern and her interest in the farm animals p.107</i> What did Dr. Dorian tell Mrs. Arable? <i>To not worry about Fern and that she seemed to be fine p.111</i> |
| <u>Writing</u> | <ul style="list-style-type: none"> <input type="checkbox"/> Students will complete the writing activity <input type="checkbox"/> KEY: Goose, Meeting, Sheep, Waive, Reading. Agree, Received, People, Food, Creeping, Pool, Praising |
| <u>Poetry</u> | <ul style="list-style-type: none"> <input type="checkbox"/> Students will learn a new poem, The Hayloft by Robert Louis Stevenson |
| <u>Math</u> | <ul style="list-style-type: none"> <input type="checkbox"/> PA - Create this week's flashcards and practice them. $6 \times 2 = 12$, $8 \times 2 = 16$, $4 \times 2 = 8$, $2 \times 5 = 10$, $2 \times 7 = 14$, $2 \times 3 = 6$, $9 \times 2 = 18$, $2 \times 4 = 8$, $2 \times 8 = 16$, $7 \times 2 = 14$, $2 \times 9 = 18$, $5 \times 2 = 10$, $2 \times 2 = 4$, $3 \times 2 = 6$, $2 \times 1 = 2$, $0 \times 2 = 0$ <input type="checkbox"/> I - Read Monday Lesson in Slideshow Standard units of liquid measure <input type="checkbox"/> I - Do workbook pgs. 141-142 <input type="checkbox"/> PA - Parents should correct Scholar's work and have Scholar correct mistakes with parent guidance. <input type="checkbox"/> Answer Key: 1. (a) 7, (b) 7; 2. (a) 6 (b) 6; 3. 145 gal; 4. 2 qt |
| <u>History</u> | <ul style="list-style-type: none"> <input type="checkbox"/> No History |
| <u>Science</u> | <ul style="list-style-type: none"> <input type="checkbox"/> PA- Present Simple Machines slides 1-5 <input type="checkbox"/> I- Cut/paste scavenger hunt worksheet in science journal <input type="checkbox"/> PA-Complete Lever and Pulley portion of the worksheet |
| <u>Specials: P.E.</u> | Find an area that is level so that the ball can't roll away from you. Using |

first your right foot, tap the top of the ball gently. Alternate feet so that you are using your right foot, then switching to your left foot. Do this for one minute. These are called toe taps.

Next, you will stand over the ball and gently touch the ball back and forth between your feet. Your knees should be bent and not stiff like a robot. Do this for a minute. This is called Fast Feet.

Now go find two shoes, or cones, or cups. Place them about 15 feet apart. Start at one end and dribble the ball quickly with only your right foot. Stop the ball exactly at the cone. Turn around and dribble back. Use **ONLY YOUR RIGHT FOOT**. Increase your speed but make sure to slow down enough to stop it at the cone. Do this 10 times.

Do the exact same thing but only use your **LEFT FOOT**.

Next, use both feet to dribble the ball to the cone. Try to take little quick touches and keep the ball very close to your body. Stop the ball at the cone and then come back. **DO** this 10 times.

CHALLENGE YOURSELF! Try this one. Using the tops of your feet, lock your ankle down (think laces) and dribble the ball to the other side in quick steps. Try using both feet. Do this 10 times.

If this was easy, then juggle the ball with your feet. Try to keep the ball off the ground using only your feet, knees and head! You can let it bounce if you need to. How many can you get? Can you guess my high score?

<https://cloud.swivl.com/v/ce28aa8daa8ea744e5e4148019b33482>

<https://cloud.swivl.com/v/b126e5e17e30ca53759375bf781ebb92>

Monday Spalding List

| Word | Example Sentence | Notes |
|-----------------|--|--|
| <i>due</i> | Your homework is due Monday. | |
| <i>dew</i> | The dew in the atmosphere is heavy. | |
| <i>include</i> | Please include all your friends in your game. | |
| <i>desert</i> | Allow yourself some desert. | R.29 divide words between double consonants within a base word |
| <i>position</i> | Sit in a learning position please. | BW: pos End: ition r. 4: a may say a at the end of a syllable R.14: ti, si, ci, are used to say /sh/ |
| <i>ledge</i> | There was a bird on the window ledge. | R.23 The phonogram dge may be used only after a single vowel that says a, e, i, o, or u (badge, edge, bridge, lodge, budge). |
| <i>claim</i> | Claim your prize. | |
| <i>primary</i> | My primary language is English. | r.5 i and y sometime say "igh" r. 4 i say name at the end of a syllable.6 The letter y, not i, is used at the end of an English word |
| <i>result</i> | You earned an A as a result of your hard work. | r.4 e may say e at the end of a syllable |
| <i>appoint</i> | I will appoint the person in charge. | R.29 divide words between double consonants within a base word |

| Tuesday OVERVIEW | |
|-----------------------------|---|
| <u>Spalding</u> | <ul style="list-style-type: none"> <input type="checkbox"/> Watch Spalding Video located in Google Classroom <input type="checkbox"/> Read words and example sentences for Tuesday. Allow students to use spalding hands with them doing all of the leading in syllable count and well as finger spellings. Students will then write out the word on Spalding paper with markings. Discuss the meaning of the words along the way. |
| <u>Literature</u> | <ul style="list-style-type: none"> <input type="checkbox"/> Students will read chapter 15 of Charlotte’s Web and complete the comprehension page <input type="checkbox"/> KEY: Why was Charlotte worried when she heard the crickets singing that summer was almost over? <i>she didn’t have much time left and she couldn’t help him anymore p.114 &117</i> What was Wilbur’s attitude even with the attention he was getting? <i>Humble; modest; kind p.115</i> Why did Charlotte need to stay at the farm and not go to the fair? <i>It was time for her to lay eggs p.116</i> |
| <u>Writing</u> | <ul style="list-style-type: none"> <input type="checkbox"/> Students will complete the writing activity |
| <u>Poetry</u> | <ul style="list-style-type: none"> <input type="checkbox"/> Students will copy the first stanza of the poem The Hayloft by Robert Louis Stevenson |
| <u>Math</u> | <ul style="list-style-type: none"> <input type="checkbox"/> PA - Practice flashcards <input type="checkbox"/> I - Scholar should Review Monday’s lesson in slideshow Standard units of liquid measure and complete the gallon man worksheet. <input type="checkbox"/> PA - Parents should correct Scholar’s work and have Scholar correct mistakes with parent guidance. <input type="checkbox"/> Answer Key in slideshow. |
| <u>History</u> | <ul style="list-style-type: none"> <input type="checkbox"/> No History |
| <u>Science</u> | <ul style="list-style-type: none"> <input type="checkbox"/> PA- Present Simple Machines slides 6-9 <input type="checkbox"/> PA-Complete Wheel and Axle and Inclined Plane portion of the worksheet <input type="checkbox"/> *We will continue with this worksheet next week* <input type="checkbox"/> Send picture of progress to your teacher for credit on Friday |
| <u>Specials: Art</u> | Please complete the Art activity |

Tuesday Spalding Words

| Word | Example Sentence | Notes |
|-----------------------|---|--|
| <i>in for ma tion</i> | Please read the information carefully. | My base word is inform my ending is ation you must write inform and add ation to make the word information. 4 a may say a at the end of a syllable r.14: ti, si, ci, are used to say /sh/ |
| <i>who</i> | Who is on the phone? | |
| <i>whom</i> | With whom are you speaking to on the phone? | BW: who End: m |
| <i>ar rest</i> | You are under arrest. | R.29 divide words between double consonants within a base word |
| <i>self</i> | Self love is important. | |
| <i>calf</i> | The baby calf is drinking milk. | |
| <i>half</i> | .50 cents is half of a dollar. | |
| <i>halves</i> | Two halves make a whole. | My base word is half my ending is s. Use V instead of f and as es to make the word halves. |
| <i>calves</i> | The cow has two baby calves. | My base word is calf my ending is s. Use V instead of f and as es to make the word calves. |
| <i>them selves</i> | They hold themselves to a high standard. | My base word is themself my ending is s. Use V instead of f and as es to make the word themselves. |

| Wednesday OVERVIEW | |
|--------------------------|--|
| <u>Spalding</u> | <ul style="list-style-type: none"> <input type="checkbox"/> Watch Spalding Video located in google classroom <input type="checkbox"/> Read words and example sentences for Wednesday. Allow students to use spalding hands with them doing all of the leading in syllable count and well as finger spellings. Students will then write out the word on Spalding paper with markings. Discuss the meaning of the words along the way. |
| <u>Literature</u> | <ul style="list-style-type: none"> <input type="checkbox"/> Students will read chapter 16 of Charlotte's Web. <input type="checkbox"/> Students will complete the <input type="checkbox"/> comprehension page <input type="checkbox"/> KEY: How did the sheep convince Templeton he should go to the fair? <i>told him of all the food scraps that would be left around p.123</i> What made Wilbur faint as everyone admired him? <i>The farmer spoke of the ham and bacon that would come from killing him p.126</i> How did the farmer know that Wilbur was ok? <i>Wilbur fought back as they tried to get him into the crate p.28</i> |
| <u>Writing</u> | <ul style="list-style-type: none"> <input type="checkbox"/> Students will complete the compound word activity <input type="checkbox"/> KEY: Underwear, buttermilk, doughnuts, raincoat, sideboards, pigpen, knothole, sunstroke, headfirst |
| <u>Poetry</u> | <ul style="list-style-type: none"> <input type="checkbox"/> Students will play poetry bingo to practice memorizing the first stanza of the poem The Hayloft |
| <u>Math</u> | <ul style="list-style-type: none"> <input type="checkbox"/> PA - Practice flashcards <input type="checkbox"/> I - Scholar should review concepts learned this week and do extra practice pgs. 173-174 <input type="checkbox"/> PA - Parents should correct Scholar's work and have Scholar correct mistakes with parent guidance. <input type="checkbox"/> Answer Key: 1. (a) 4,2 (b) 2,4 (c) 2,8,16,32 |
| <u>History</u> | <ul style="list-style-type: none"> <input type="checkbox"/> First, your scholar will read Ch 1, Susan B. Anthony, independently. After your scholar has finished reading Ch1.Click here for reading or see google classroom. -->Ch 1 Susan B Anthony <input type="checkbox"/> They will complete the Susan B. Anthony worksheet independently. An answer key has been provided in the parent packet. This doesn't need to be turned into your scholar's teacher. Answer Key: Susan B. Anthony: __2__ Susan B. Anthony was arrested.__3__ Susan B. Anthony was put on trial. _1_ Susan B. Anthony voted for president in |

| | |
|------------------------|--|
| | 1872.__4_ Women were given the right to vote in 1920. |
| Science | <input type="checkbox"/> No Science |
| Specials: Music | Please have your scholar complete the Music activity. |

Wednesday Spalding Words

| Word | Example Sentence | Notes |
|---|--|---|
| <i>spe¹ci¹fic</i> | Is there something specific you want from the store? | R.4. e may say e at the end of a syl. R.2 c before e, i, or y says c. |
| <i>spe¹cial</i> | We have a special class. | BW: specific End: al. I must write specific but replace /c/ with /ci/ and add aR.14 ti, si, ci, are used to say /sh/ |
| <i>pres²ent</i> | Present your project. | verb |
| <i>pre²sent</i> | I got a present for my birthday. | R.4 e may say e at the end of a syl. noun |
| <i>act</i> | In theater we act like other characters. | |
| <i>ac¹tion</i> | This is an action movie. | BW: act End: on Write act but replace /t/ with /ti/ and add on.r. 14ti, si, ci, are used to say /sh/ |
| <i>just</i> | Just do your work. | |
| <i>jus¹tice</i> | The justice system | BW: just End: ice Write just and and ice to make the word justice. |
| <i>gen³tle</i> | Be gentle with your baby sister. | r.3g before e, i, or y says g |
| <i>gentle⁴man</i> | Be a gentleman and open the door for your sister. | My BW is gentle, my BW is man. I must write gentle and add my BW to make the compound word gentleman. R.3 g before e, i, or y says g |

| Thursday OVERVIEW | |
|--------------------------------|--|
| <u>Spalding</u> | <ul style="list-style-type: none"> <input type="checkbox"/> Review of 30 words. Pretest. Read all 30 words and example sentences. Students will write the word without markings. |
| <u>Literature</u> | <ul style="list-style-type: none"> <input type="checkbox"/> Students will read chapter 17 of Charlotte’s Web. <input type="checkbox"/> Students will complete the comprehension page. <input type="checkbox"/> KEY: Using 3 of the senses describe what the family saw as they arrived at the fair. <i>Hear the music; see the Ferris wheel; smell the of the race track; smell hamburgers frying; hear bleating in pens; see balloons aloft p.130</i> Avery and Fern wanted to go have fun at the fair. How much money did their father give to each of them? <i>\$0.70 p.131</i> Describe Uncle. <i>A spring big; much larger and dirtier than Wilbur; noisy; cracks weak jokes; unattractive personality p.134</i> |
| <u>Writing</u> | <ul style="list-style-type: none"> <input type="checkbox"/> Students will complete the antonyms activity <input type="checkbox"/> KEY: Right, Quiet, tight, Go, Live, Spring, Still Dirty |
| <u>Poetry</u> | <ul style="list-style-type: none"> <input type="checkbox"/> Students will play poetry bingo to memorize the first stanza of the poem The Hayloft by Robert Louis Stevenson |
| <u>Math</u> | <ul style="list-style-type: none"> <input type="checkbox"/> PA - Practice flashcards <input type="checkbox"/> I - Scholar should review concepts learned this week and do extra practice pgs. 175-176 <input type="checkbox"/> PA -Parents should correct Scholar’s work and have Scholar correct mistakes with parent guidance. <input type="checkbox"/> Answer Key: 2. (a) 2 quarts (b) 18 gallons (c) 5 (d) 17 gallons |
| <u>History</u> | <ul style="list-style-type: none"> <input type="checkbox"/> First, your scholar will independently read Ch 2, Mary McLeod Bethune. Ch 2 Mary McLeod Bethune or see google classroom for reading. <input type="checkbox"/> After reading your scholar will watch a short video about Mary McLeod Bethune https://safeYouTube.net/w/iQJ5 <input type="checkbox"/> After watching the video your scholar will answer independently in their History notebook or print out the following question: What virtue or virtues does Mary McLeod Bethune demonstrate? Use examples from the text (Ch 2.) or the video to support your answer. <p>*****This needs to be turned into your scholar’s teacher.*****</p> |
| <u>Science</u> | <ul style="list-style-type: none"> <input type="checkbox"/> No Science |
| <u>Specials: Latin.</u> | Please have your scholar complete the Latin activity. |

Spalding Words

| Word | Example Sentence |
|----------|--|
| due | Your homework is due Monday. |
| dew | The dew in the atmosphere is heavy. |
| include | Please include all your friends in your game. |
| allow | Allow yourself some desert. |
| position | Sit in a learning position please. |
| ledge | There was a bird on the window ledge. |
| claim | Claim your prize. |
| primarr | My primary language is English. |
| result | You earned an A as a result of your hard work. |
| appoint | I will appoint the person in charge. |

| | |
|-------------|---|
| information | Please read the information carefully. |
| who | Who is on the phone? |
| whom | With whom are you speaking to on the phone? |
| arrest | You are under arrest. |
| self | Self love is important. |
| calf | The baby calf is drinking milk. |
| half | .50 cents is half of a dollar. |

| | |
|------------|--|
| halves | Two halves make a whole. |
| calves | The cow has two baby calves. |
| themselves | They hold themselves to a high standard. |

| | |
|-----------|--|
| specific | Is there something specific you want from the store? |
| special | We have a special class. |
| present | Present your project. |
| present | I got a present for my birthday. |
| act | In theater we act like other characters. |
| act | This is an action movie. |
| just | Just do your work. |
| justice | The justice system |
| gentle | Be gentle with your baby sister. |
| gentleman | Be a gentleman and open the door for your sister. |

| Friday OVERVIEW | |
|--------------------------|--|
| <u>Spalding</u> | <input type="checkbox"/> Test: Review of 30 words. Read all 30 words and example sentences. Students will write the word without makings |
| <u>Literature</u> | <input type="checkbox"/> Nothing to turn in |
| <u>Writing</u> | <input type="checkbox"/> Nothing to turn in |
| <u>Poetry</u> | <input type="checkbox"/> Students will turn in the first stanza of The Hayloft that they |

| | |
|---------------------------------|---|
| | wrote from memory |
| <u>Math (30 min.)</u> | <ul style="list-style-type: none"><input type="checkbox"/> PA - Practice flashcards<input type="checkbox"/> I - Scholar should complete Friday math page.<input type="checkbox"/> This should be turned into your teacher.<input type="checkbox"/> PA - Parents should correct Scholar's work and have Scholar correct mistakes with parent guidance<input type="checkbox"/> Answer Key: 1. 3 2. (a) 4, (b) 4 3. (a) quart,<input type="checkbox"/> (b) gallon, (c) pint, (d) cup 4. Circle one half gallon and 2 quarts. |
| <u>History (20 min.)</u> | <input type="checkbox"/> No History |
| <u>Science</u> | <input type="checkbox"/> No History |
| <u>Specials:</u> | No Specials |

Submission Checklist

Please send the following assignments to your scholars teacher on Friday.

- Student Affidavit**
- Spalding:** 30 word Test
- Poetry:** Stanza 1 of The Hayloft
- Science:** Scavenger Hunt Progress
- Math:** Friday Math page
- History:** Mary McLeod Bethune Virtue/s Answer

Monday

Charlotte's Web Chapter 14
Comprehension

Comprehension: *After reading chapter 11 answer the following questions.*

1. Why did Fern's mother visit Dr. Dorian? _____

2. What did Dr. Dorian tell Mrs. Arable? _____

Charlotte's Web Chapter 11
Writing

Word Study: Vowel Combinations Use the following vowel combinations to complete the words below.

eo, oo, ai, ee, ea, ei

1. g ____ se

2. m ____ ting

3. sh ____ p

4. w ____ ve

5. r ____ ding

6. agr ____

7. rec ____ ved

8. p ____ ple

9. f ____ d

10. cr ____ ping

11. p ____ l

12. pr ____ sing

The Hayloft

By Robert Louis Stevenson

Instructions: We are learning a new poem! Read through the poem three times!


Through all the pleasant meadowside
 The grass grew shoulder-high,
Till the shining scythes went far and wide
 And cut it down to dry.

Those green and sweetly smelling crops
 They led in wagons home;
And they piled them here in mountaintops
 For mountaineers to roam.

Here is Mount Clear, Mount Rusty-Nail,
 Mount Eagles and Mount High; -
The mice that in these mountains dwell,
 No happier are than I!

Oh! what a joy to clamber there,
 Oh, what a place for play,
With the sweet, the dim, the dusty air,
 The happy hills of hay!

Gallon Man



Science

Simple Machines: Scavenger Hunt!

| Type of Machine | What does it do? | Where did you find it? | Draw a Picture |
|------------------------|-------------------------|-------------------------------|-----------------------|
| Lever | | | |
| Pulley | | | |
| Wheel and Axle | | | |
| Inclined Plane | | | |

| | | | |
|--------------|--|--|--|
| Wedge | | | |
| Screw | | | |

This week in PE, we will be refreshing what we know about soccer! I know this is one of your favorite sports to play, and it's easy to practice alone or with your siblings or parents. You can use any ball you have around the house. It doesn't have to be a soccer ball. I will be posting a video on Google classroom but if you can't access GC, then you will see what I'd like you to do in a written format.

Lesson plan:

Find an area that is level so that the ball can't roll away from you. Using first your right foot, tap the top of the ball gently. Alternate feet so that you are using your right foot, then switching to your left foot. Do this for one minute. These are called toe taps.

Next, you will stand over the ball and gently touch the ball back and forth between your feet. Your knees should be bent and not stiff like a robot. Do this for a minute. This is called Fast Feet.

Now go find two shoes, or cones, or cups. Place them about 15 feet apart. Start at one end and dribble the ball quickly with only your right foot. Stop the ball exactly at the cone. Turn around and dribble back. Use **ONLY YOUR RIGHT FOOT**. Increase your speed but make sure to slow down enough to stop it at the cone. Do this 10 times.

Do the exact same thing but only use your **LEFT FOOT**.

Next, use both feet to dribble the ball to the cone. Try to take little quick touches and keep the ball very close to your body. Stop the ball at the cone and then come back. DO this 10 times.

CHALLENGE YOURSELF! Try this one. Using the tops of your feet, lock your ankle down (think laces) and dribble the ball to the other side in quick steps. Try using both feet. Do this 10 times.

If this was easy, then juggle the ball with your feet. Try to keep the ball off the ground using only your feet, knees and head! You can let it bounce if you need to. How many can you get? Can you guess my high score?

<https://cloud.swivl.com/v/ce28aa8daa8ea744e5e4148019b33482>

<https://cloud.swivl.com/v/b126e5e17e30ca53759375bf781ebb92>

Tuesday

**Charlotte's Web Chapter 15
The Crickets
Comprehension**

Comprehension: After reading chapter 15 of Charlotte's Web, answer the following questions.

1. Why was Charlotte worried when she heard the crickets singing that summer was almost over? _____

2. What was Wilbur's attitude even with the attention he was getting? _____

3. Why did Charlotte need to stay at the farm and not go to the fair? _____

Charlotte's Web Chapter 15
The Crickets
Writing

The crickets gave a message that summer was almost over. Think of another example of a sign or message that tells you it's the end of summer. Explain it in three complete sentences!

Poetry

We are going to start to learn this poem! Copy the first stanza. Say each word as you write it!

The Hayloft by Robert Louis Stevenson

Through all the pleasant meadowside
 The grass grew shoulder-high,
Till the shining scythes went far and wide
 And cut it down to dry.

Second Grade Art

Hello friends! Today we are moving onto another art period and artwork. We are looking at the time period of **Impressionism**. These artists moved away from traditional painting styles and focused on color, light, and movement. Let's explore our new artwork...



Find the items below in the painting...

Bridge

Lily Pads

Trees

Grass

Reflection of Trees

Reflection of Bridge

Good job! The artist, Monet, didn't care about painting every tiny detail he saw. He wanted to paint how the lily pads and trees move in the wind. This is called movement.

Title: Bridge over a Pond of Waterlilies Artist: Claude Monet Medium: Paint Date: 1899

This project can be made flat or standing. Below is a template to print out, color, fold, and glue. If you do not have a printer that is perfectly fine! You can draw the artwork in your sketchbook or problem-solve and fold your own paper to make the template.

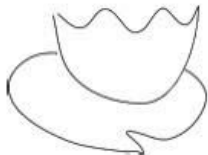
Today you are only drawing and coloring. Do not cut out anything today. Make sure to keep your artwork in a safe place so we can finish it next week!

Directions: Color in the template below as close as you can to the original painting.

Supplies...

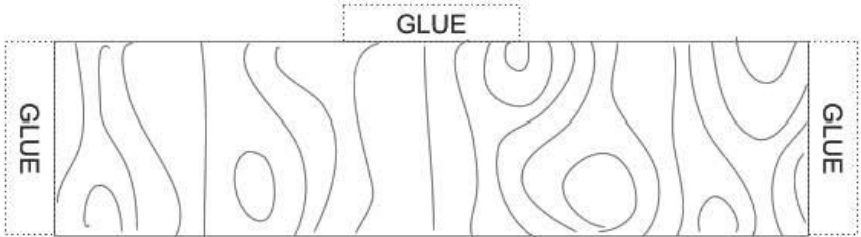
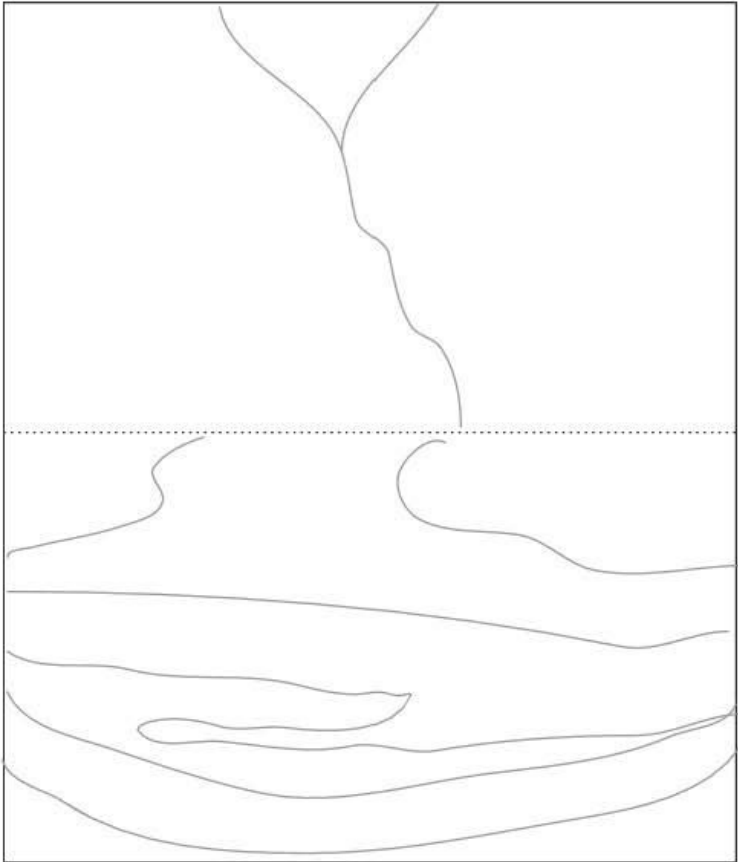
- Colored pencils, crayons, or anything you can use to color

Color the trees
here on the top
part ----->



Draw and color
the tree
reflections and
lily pads here
----->

Color in the bridge
below



**If you would like to keep making art color in these lily pads with crazy colors.
Remember to color in the lines and stay nice and neat. Have fun!**



Wednesday

Charlotte's Web Chapter 16
Comprehension

Comprehension: After reading chapter 16 of Charlotte's Web, answer the following questions.

1. How did the sheep convince Templeton he should go to the fair? _____

2. What made Wilbur faint as everyone admired him? _____

3. How did the farmer know that Wilbur was ok? _____

Charlotte's Web Chapter 16

Writing

Word Study: Compound Words Use the words in the box to make compound words found in the chapter and write them on the lines provided.

| | | |
|--------|-------|------|
| butter | under | rain |
| Pig | dough | sun |
| head | knot | side |
| coat | first | milk |
| stroke | hole | wear |
| boards | pen | nuts |

1. _____

2. _____

3. _____

4. _____

5. _____

6. _____

7. _____

8. _____

9. _____

Poetry Bingo!

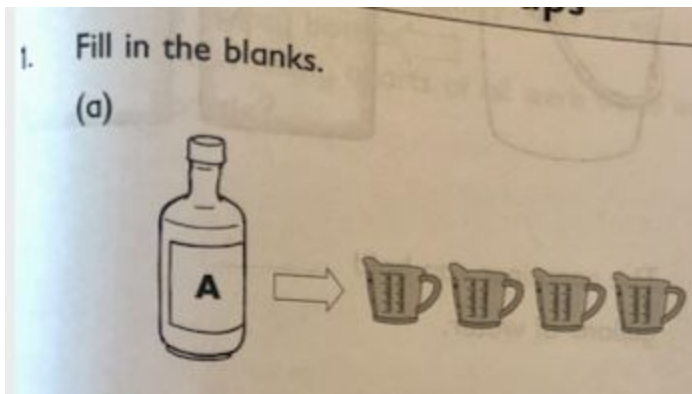
Directions: Choose a way to practice the first stanza of your new poem *At the Zoo* by selecting a square and doing what it asks! Select a minimum of 4 squares!

The Hayloft by Robert Louis Stevenson

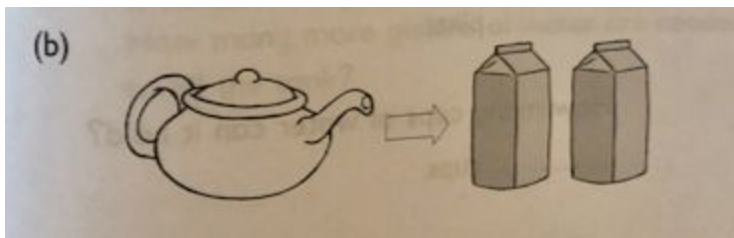
Through all the pleasant meadowside
The grass grew shoulder-high,
Till the shining scythes went far and wide
And cut it down to dry.

| | | | |
|---|--|--|--|
| Read the first stanza in front of a mirror! | Read the first stanza in a robot voice! | Read the first stanza at breakfast time! | Read the first stanza to a stuffed animal! |
| Read the first stanza outside! | Read the first stanza under a blanket with a flashlight! | Read the first stanza on the couch! | Read the first stanza while wearing a hat! |
| Read the first stanza in the bathtub (without water)! | Read the first stanza to someone on the phone! | Read the first stanza in a mouse voice! | Create a tune and SING the first stanza! |

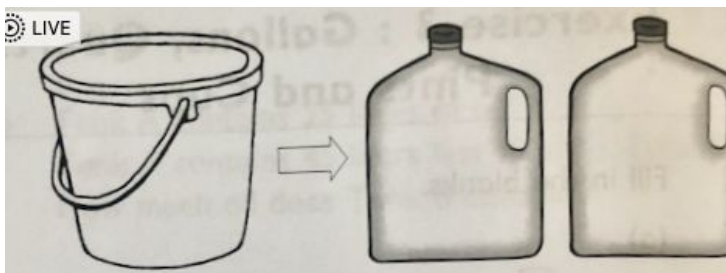
Extra Practice Pgs 173-174



Bottle A can hold _____ cups of water.
It can also hold _____ pints of water.



The teapot can hold _____ quarts of water.
It can also hold _____ pints of water.



The container can hold _____ gallons of water.
How many quarts of water can it hold?
How many pints of water can it hold?
How many cups of water can it hold?

Susan B. Anthony

Put the events in the order in which they happened. Write 1, 2,3, or 4 in the blanks. This is an independent activity.

_____ Susan B. Anthony was arrested.


_____ Susan B. Anthony was put on trial.

_____ Susan B. Anthony voted for president in 1872.


_____ Women were given the right to vote in 1920.

Writing Skips on a staff

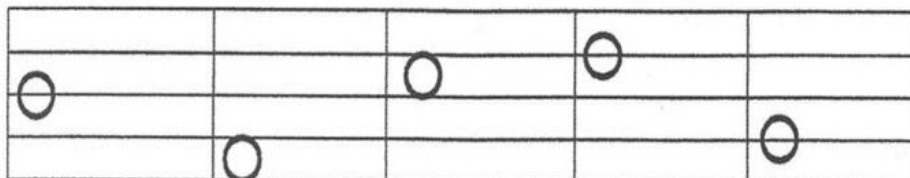
A **skip on the staff** is from a **line to a line** (skip a space) or from a **space to a space** (skip a line).
A skip is also called a 3rd.



1. Draw a whole note a **skip down** from each given note.



2. Draw a whole note a **skip up** from each given note.



Thursday

Charlotte's Web Chapter 17
Comprehension

Comprehension: After reading chapter 17 of Charlotte's Web, answer the following questions.

Using 3 of the senses describe what the family saw as they arrived at the fair.

1. _____
2. _____
3. _____

1. Avery and Fern wanted to go have fun at the fair. How much money did their father give to each of them? _____

2. Describe Uncle. _____

Charlotte's Web Chapter 17

Writing

Word Study: Antonyms Antonyms are words with opposite meanings. Locate the opposite of each word below in the chapter.

1. wrong (pg. 130) _____

2. noisy (pg. 131) _____

3. loose (pg. 131) _____

4. stop (pg. 133) _____

5. death (pg. 134) _____

6. autumn (pg. 134) _____

7. active (pg. 136) _____

8. clean (pg. 136) _____

Poetry Bingo!

Directions: Choose a way to practice the first stanza of your new poem At the Zoo by selecting a square and doing what it asks! Select 4 different squares!

The Hayloft by Robert Louis Stevenson

Through all the pleasant meadowside
The grass grew shoulder-high,
Till the shining scythes went far and wide
And cut it down to dry.

| | | | |
|---|--|--|--|
| Read the first stanza in front of a mirror! | Read the first stanza in a robot voice! | Read the first stanza at breakfast time! | Read the first stanza to a stuffed animal! |
| Read the first stanza outside! | Read the first stanza under a blanket with a flashlight! | Read the first stanza on the couch! | Read the first stanza while wearing a hat! |
| Read the first stanza in the bathtub (without water)! | Read the first stanza to someone on the phone! | Read the first stanza in a mouse voice! | Create a tune and SING the first stanza! |

Extra Practice pgs. 175-176 (show your work)

- a) Peter poured 10 quarts of oil equally into 5 empty bottles.
How many quarts of oil were there in each bottle?
- b) A tank can hold 32 gallons of water. It contains 14 gallons of water.
How many more gallons of water are needed to fill the tank?
- c) Mrs. Kim's jug can hold 3 pints of fruit juice.
She needs 15 pints of fruit juice for her party.
How many jugs of fruit juice does she need for her party?
- d) Tyrone's car used 53 gallons of gas last week.
It used 36 gallons of gas more than Ian's car.
How much gas did Ian's car use?

LINGVA LATINA

CAPITVLVM IX

LATINE LOQVOR: Animalia

Instructions: In this lesson, we will learn how to respond to the question, "quot sunt?" Read through each scene aloud, and pay attention to the pictures. Next, make flash cards for new vocab words, and complete the short assessment the end.



Lectio VII: Quot sunt?



1. *Quot* aves sunt?



2. *Tres* aves sunt.



3. *Quot* pisces sunt?



4. *Quattuor* piscis sunt



5. *Quot* leones sunt?



6. *Duo* Leones sunt.

Complete the following



3. *Quot* aves sunt?



4. _____ aves sunt.



5. *Quot* pisces sunt?



6. _____ pisces sunt.



7. *Quot* feles sunt?



8. _____ feles sunt.

Lexicon

Quot (*kwoht*): how many?

Quot sunt?: how many are there?

Numeri

I. Unum

II. Duo

III. Tres

IV. Quattuor

V. Quinque

VI. Sex

VII. Septem

VIII. Octo

IX. Novem

X. Decem



GREAT HEARTS WESTERN HILLS

A Great Hearts Academy

8702 Ingram Road | San Antonio, Tx 78251 | Office: (210) 888-9488 | Fax: (210) 888-9484 |
www.greatheartswesternhills.org

Student Attendance Affidavit

My Western Hills student attended to his/her distance learning studies on the following days:

Monday, May 4, 2020

Tuesday, May 5, 2020

Wednesday, May 6, 2020

Thursday, May 7, 2020

Friday, May 8, 2020

For the sake of academic honesty, please help the students be accountable for doing the portions of the work that were designated as Independent work. If you notice that from the student's answers that they need some help better understanding the directions or the content, feel free to reteach or review the content or directions with your student before allowing them to make a second attempt. Reach out to your scholar's teacher via email if you need further assistance.

My scholar has completed Friday's Assessments to the best of his/her abilities and I have directed these assessments with my child's academic integrity in mind.

Parent Signature: _____

I have completed Friday's Assessments to the best of my abilities.

Student Signature: _____

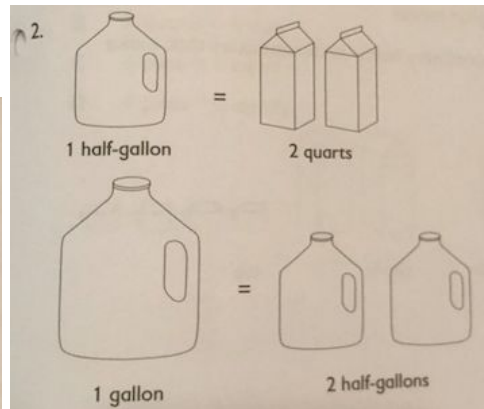
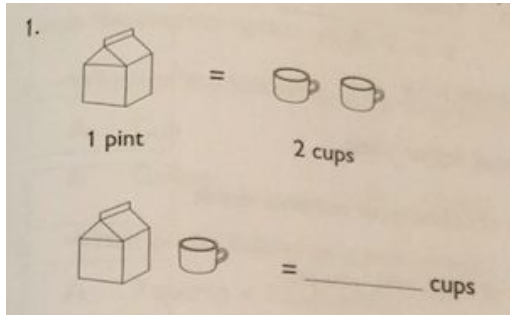
Student Printed Name: _____ Class Section: _____

Friday

Poetry: (This will be turned in to your teacher)

Write the first stanza from memory!

Friday Math



1. Fill in the blank

2. Fill in the blanks.

- a) How many quarts in 1 gallon? _____
- b) How many half gallons in 2 gallons? _____

| | | | |
|-------|-----|--------|------|
| Quart | Cup | Gallon | Pint |
|-------|-----|--------|------|

(a) A bottle of grape juice

(b) The gas in your father's car

(c) The amount of coffee your parents drink

(d) The amount of fresh milk you put into your cereal

4. Color 3 containers below with capacities that make a gallon.

1 half-gallon quart cup

3. Use each word only once.

4. Circle the three containers which, when Added together equal 1 gallon.

- a) _____
- b) _____
- c) _____
- d) _____

